

# Total and Frustrated Reflection of a Gaussian Optical Beam

Kirk T. McDonald

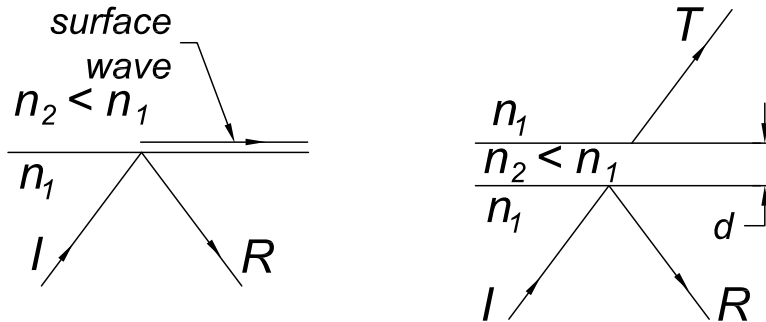
Joseph Henry Laboratories, Princeton University, Princeton, NJ 08544

(July 7, 2009)

## 1 Problem

When an electromagnetic wave in a medium with index of refraction  $n_1$  encounters an interface with a region of index  $n_2 < n_1$  the wave can be totally reflected, with only an evanescent (surface) wave excited in the region of lower index. In this case, energy is (largely) transported parallel to the interface in the region of lower index.<sup>1</sup>

Discuss the flow of energy when the incident wave has limited transverse extent. In particular, consider a weakly focused, linearly polarized Gaussian beam that is incident from the medium with lower index.



Also discuss the flow of energy when a Gaussian beam is incident from a medium of index  $n_1$  onto a region of index  $n_2 < n_1$  of thickness  $d$  beyond which the medium has index  $n_1$ .

## 2 Solution

We will use the time-average Poynting vector,  $\langle \mathbf{S} \rangle = \text{Re}(\mathbf{E} \times \mathbf{B}^*)/2\mu$  (in SI units), to discuss the flow of energy in waves with electric field  $\mathbf{E}$  and magnetic field  $\mathbf{B}$ .

### 2.1 Weakly Focused, Linearly Polarized Gaussian Optical Beams

We use so-called Gaussian beams to describe approximate wave solutions to Maxwell's equations that have limited transverse extent. However, even if the incident beam is cylindrically symmetric about its axis of propagation, the refracted beam will in general have an elliptical cross section. Hence, in Appendix A we make a small generalization of typical presentations of Gaussian beams (see, for example, sec. 2.4 of [1]) to consider elliptical beams. The first-order Gaussian beam of angular frequency  $\omega$  that propagates along the  $z$ -axis with

---

<sup>1</sup>See, for example, prob. 11 of <http://kirkmcd.princeton.edu/examples/ph501set6.pdf>

$y$ -polarization in a medium with permittivity  $\epsilon$  and permeability  $\mu$  has fields,

$$\begin{aligned} E_x &\approx 0, \\ E_y &\approx \frac{E_0 e^{-\rho^2/(1+z^2/z_0^2)}}{\sqrt{1+z^2/z_0^2}} e^{i\{kz[1+z_0\rho^2/k(z^2+z_0^2)]-\omega t-\tan^{-1}(z/z_0)\}}, \\ E_z &\approx -\frac{2iy}{kw_{0y}^2} E_y \frac{e^{-i\tan^{-1}z/z_0}}{\sqrt{1+z^2/z_0^2}}, \end{aligned} \quad (1)$$

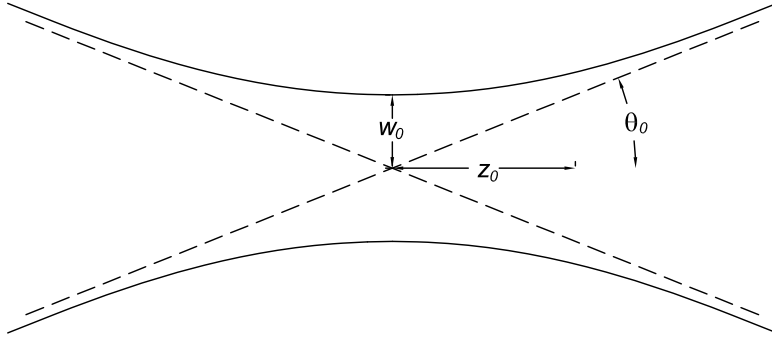
$$B_x = -\frac{n}{c} E_y, \quad B_y = 0, \quad B_z = \frac{2ix}{kw_{0x}^2} \frac{n}{c} E_y \frac{e^{-i\tan^{-1}z/z_0}}{\sqrt{1+z^2/z_0^2}}, \quad (2)$$

where  $c$  is the speed of light in vacuum,

$$k_0 = \frac{\omega}{c}, \quad k = nk_0, \quad n = c\sqrt{\epsilon\mu}, \quad \rho = \sqrt{\frac{x^2}{w_{0x}^2} + \frac{y^2}{w_{0y}^2}}, \quad (3)$$

$w_{0j}$  for  $j = x$  or  $y$  is the characteristic radius of the beam at its waist (focus),  $\theta_{0j}$  is the diffraction angle and  $z_0$  is the Rayleigh range, as shown in the figure below, which are related by,

$$\theta_{0j} = \frac{w_{0j}}{z_0}, \quad \frac{1}{z_0} = \frac{1}{kw_{0x}^2} + \frac{1}{kw_{0y}^2} \quad \left( z_0 = \frac{kw_0^2}{2} = \frac{2}{k\theta_0^2} \text{ if } w_{0x} = w_{0y} = w_0 \right). \quad (4)$$



Near the focus ( $\rho \lesssim 1, |z| < z_0$ ), the beam (1)-(2) can be approximated as the plane wave,<sup>2</sup>

$$E_x = 0, \quad E_y = E_0 e^{-\rho^2} e^{i(kz-\omega t)}, \quad E_z = -\frac{2iy}{kw_{0y}^2} E_y, \quad (5)$$

$$B_x = -\frac{n}{c} E_y, \quad B_y = 0 \quad B_z = \frac{2ix}{kw_{0x}^2} \frac{n}{c} E_y, \quad (6)$$

which obeys  $\nabla \cdot \mathbf{E} = 0 = \nabla \cdot \mathbf{B}$  recalling eq. (4). The equations  $\nabla \times \mathbf{E} = -\partial \mathbf{B} / \partial (ct)$  and  $\nabla \times \mathbf{H} = \partial \mathbf{D} / \partial (ct)$  are satisfied up to terms of order  $\rho^2 w_{0j} / z_0$ . We are interested in transverse distances  $\rho \approx 1$ , so the approximation (5)-(6) is a good solution to Maxwell's

<sup>2</sup>The forms (5)-(6) could also be deduced quickly by first assuming  $E_y$  and  $B_x$  to be a plane wave with a Gaussian transverse modulation, and then enforcing conditions  $\nabla \cdot \mathbf{E} = 0 = \nabla \cdot \mathbf{B}$  to determine  $E_z$  and  $B_z$ .

equations provided  $w_{0j} \ll z_0$ , *i.e.*,  $\theta_{0j} \ll 1$ . This is the case in the present problem, where we wish to explore the behavior of very weakly focused optical beams.

The flow of energy in this elliptical beam is described by the (real) Poynting vector,

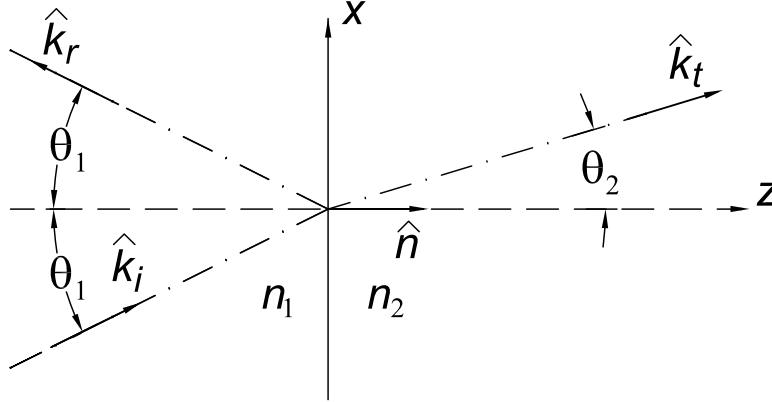
$$\mathbf{S} = \frac{\text{Re}\mathbf{E} \times \text{Re}\mathbf{B}}{\mu} = \sqrt{\frac{\epsilon}{\mu}} E_0^2 e^{-2\rho^2} \left( -\frac{2x}{kw_{0x}^2} \sin[2(kz - \omega t)], -\frac{2y}{kw_{0y}^2} \sin[2(kz - \omega t)], \cos^2(kz - \omega t) \right). \quad (7)$$

The time-average flow of energy is, of course, only in the direction of propagation of the wave. In addition, there is an oscillatory transverse flow of energy.<sup>3</sup>

## 2.2 Reflection and Refraction at a Single Interface

The classic formalism for plane waves is reviewed in Appendix B.

We first consider the refraction of a weakly focused Gaussian beam at a single interface between linear, isotropic media of indices  $n_1 = c\sqrt{\epsilon_1\mu_1}$  and  $n_2 = c\sqrt{\epsilon_2\mu_2}$ , using notation as shown in the figure below. For simplicity, we restrict our attention to the case that the electric field is perpendicular to the plane of incidence (*i.e.*, to the  $x$ - $z$  plane).



The incident, reflected and transmitted beams each have the Gaussian form (5)-(6), with respect to axes  $(x_i, y_i, z_i)$ ,  $(x_r, y_r, z_r)$  and  $(x_t, y_t, z_t)$ , where the  $z$ -axes are in the directions of propagation of the various beams.

The transformation between the axes  $(x_i, y_i, z_i)$  of the incident beam and the laboratory axes  $(x, y, z)$  is,

$$x_i = \cos \theta_1 x - \sin \theta_1 z, \quad y_i = y, \quad z_i = \sin \theta_1 x + \cos \theta_1 z, \quad (8)$$

and,

$$\rho_i^2 = \frac{x_i^2}{w_{ix}^2} + \frac{y_i^2}{w_{iy}^2} = \frac{\cos^2 \theta_1 x^2 - \sin 2\theta_1 xz + \sin^2 \theta_1 z^2}{w_{ix}^2} + \frac{y^2}{w_{iy}^2}, \quad (9)$$

where  $\theta_1$  is the angle between the axis of the incident beam and the  $z$ -axis, and we assume that axis of the incident beam passes through the origin. The components of a vector  $\mathbf{A}$  with respect to the laboratory frame are related to those with respect to axes  $(x_i, y_i, z_i)$  by,

$$A_x = \cos \theta_1 A_{x_i} + \sin \theta_1 A_{z_i}, \quad A_y = A_{y_i}, \quad A_z = -\sin \theta_1 A_{x_i} + \cos \theta_1 A_{z_i}. \quad (10)$$

<sup>3</sup>Near its waist, a Gaussian beam is similar to a wave inside a conducting wave guide, which latter case also exhibits steady longitudinal, and oscillatory transverse, flow of energy [2].

Combining eqs. (5)-(10), the components of the incident beam in the laboratory frame are,

$$E_{ix} = -i \frac{\sin \theta_1 y}{z_0} E_{iy}, \quad (11)$$

$$E_{iy} = E_{0i} e^{-\rho_i^2} e^{i(n_1 \sin \theta_1 k_0 x + n_1 \cos \theta_1 k_0 z - \omega t)}, \quad (12)$$

$$E_{iz} = -i \frac{\cos \theta_1 y}{z_0} E_{iy}, \quad (13)$$

$$B_{ix} = \frac{n_1}{c} \left[ \cos \theta_1 - i \sin \theta_1 \frac{\cos \theta_1 x - \sin \theta_1 z}{z_0} \right] E_{iy}, \quad (14)$$

$$B_{iy} = 0 \quad (15)$$

$$B_{iz} = \frac{n_1}{c} \left[ \sin \theta_1 + i \cos \theta_1 \frac{\cos \theta_1 x - \sin \theta_1 z}{z_0} \right] E_{iy}. \quad (16)$$

Similarly, the reflected beam is related by,

$$x_r = -\cos \theta_1 x - \sin \theta_1 z, \quad y_r = y, \quad z_r = -\sin \theta_1 x - \cos \theta_1 z, \quad (17)$$

$$\rho_r^2 = \frac{x_r^2}{w_{rx}^2} + \frac{y_r^2}{w_{ry}^2} = \frac{\cos^2 \theta_1 x^2 + \sin 2\theta_1 xz + \sin^2 \theta_1 z^2}{w_{rx}^2} + \frac{y^2}{w_{ry}^2}, \quad (18)$$

$$A_x = -\cos \theta_1 A_{x_i} + \sin \theta_1 A_{z_i}, \quad A_y = A_{y_i}, \quad A_z = -\sin \theta_1 A_{x_i} - \cos \theta_1 A_{z_i}, \quad (19)$$

$$E_{rx} = -i \frac{\sin \theta_1 y}{z_0} E_{ry}, \quad (20)$$

$$E_{ry} = E_{0r} e^{-\rho_r^2} e^{i(n_1 \sin \theta_1 k_0 x - n_1 \cos \theta_1 k_0 z - \omega t)}, \quad (21)$$

$$E_{rz} = i \frac{\cos \theta_1 y}{z_0} E_{ry}, \quad (22)$$

$$B_{rx} = \frac{n_1}{c} \left[ -\cos \theta_1 + i \sin \theta_1 \frac{\cos \theta_1 x + \sin \theta_1 z}{z_0} \right] E_{ry}, \quad (23)$$

$$B_{ry} = 0 \quad (24)$$

$$B_{rz} = \frac{n_1}{c} \left[ \sin \theta_1 + i \cos \theta_1 \frac{\cos \theta_1 x + \sin \theta_1 z}{z_0} \right] E_{ry}, \quad (25)$$

where we have assumed that the reflected beam also makes angle  $\theta_1$  with respect to the  $z$ -axis, and that the axis of the reflected beam passes through the origin.

Likewise, the transmitted beam is related by,

$$x_t = \cos \theta_2 x - \sin \theta_2 z, \quad y_t = y, \quad z_t = \sin \theta_2 x + \cos \theta_2 z, \quad (26)$$

$$\rho_t^2 = \frac{x_t^2}{w_{tx}^2} + \frac{y_t^2}{w_{ty}^2} = \frac{\cos^2 \theta_2 x^2 - \sin 2\theta_2 xz + \sin^2 \theta_2 z^2}{w_{tx}^2} + \frac{y^2}{w_{ty}^2}, \quad (27)$$

$$A_x = \cos \theta_2 A_{x_t} + \sin \theta_2 A_{z_t}, \quad A_y = A_{y_t}, \quad A_z = -\sin \theta_2 A_{x_t} + \cos \theta_2 A_{z_t}, \quad (28)$$

$$E_{tx} = -i \frac{\sin \theta_2 y}{z_{0t}} E_{ty}, \quad (29)$$

$$E_{ty} = E_{0t} e^{-\rho_i^2} e^{i(n_2 \sin \theta_2 k_0 x + n_2 \cos \theta_2 k_0 z - \omega t)}, \quad (30)$$

$$E_{tz} = -i \frac{\cos \theta_2 y}{z_{0t}} E_{ty}, \quad (31)$$

$$B_{tx} = \frac{n_2}{c} \left[ \cos \theta_2 - i \sin \theta_2 \frac{\cos \theta_2 x - \sin \theta_2 z}{z_{0t}} \right] E_{ty}, \quad (32)$$

$$B_{ty} = 0 \quad (33)$$

$$B_{tz} = \frac{n_2}{c} \left[ \sin \theta_2 + i \cos \theta_2 \frac{\cos \theta_2 x - \sin \theta_2 z}{z_{0t}} \right] E_{ty}. \quad (34)$$

The boundary conditions at the interface  $z = 0$  are that  $E_{\perp}$ ,  $D_z = \epsilon E_z$ ,  $B_z$  and  $H_{\perp} = B_{\perp}/\mu$  are continuous. Thus, continuity of  $E_y$ ,

$$E_{0i} e^{-\rho_i^2} e^{i(n_1 \sin \theta_1 k_0 x - \omega t)} + E_{0r} e^{-\rho_r^2} e^{i(n_1 \sin \theta_1 k_0 x - \omega t)} = E_{0t} e^{-\rho_t^2} e^{i(n_2 \sin \theta_2 k_0 x - \omega t)}, \quad (35)$$

for all  $x$  and  $y$ , which confirms the assumption that  $\theta_r = \theta_i = \theta_t$ , verifies Snell's law,

$$n_1 \sin \theta_1 = n_2 \sin \theta_2, \quad (36)$$

tells us that beam waists are related by,

$$w_{ix} = w_{rx} = \frac{\cos \theta_1}{\cos \theta_2} w_{tx}, \quad w_{iy} = w_{ry} = w_{ty}, \quad (37)$$

and that the wave amplitudes are related by,

$$E_{0i} + E_{0r} = E_{0t}. \quad (38)$$

Similarly, the continuity of  $H_x = B_x/\mu$  tells us that,

$$\frac{n_1 \cos \theta_1}{\mu_1} (E_{0i} - E_{0r}) = \frac{n_2 \cos \theta_2}{\mu_2} E_{0t}. \quad (39)$$

Combining eqs. (38) and (39) we obtain the usual Fresnel relations,<sup>4</sup> for polarization perpendicular to the plane of incidence,

$$\frac{E_{0r}}{E_{0i}} = \frac{n_1 \cos \theta_1 - \frac{\mu_1}{\mu_2} n_2 \cos \theta_2}{n_1 \cos \theta_1 + \frac{\mu_1}{\mu_2} n_2 \cos \theta_2}, \quad \frac{E_{0t}}{E_{0i}} = \frac{2n_1 \cos \theta_1}{n_1 \cos \theta_1 + \frac{\mu_1}{\mu_2} n_2 \cos \theta_2}. \quad (40)$$

Furthermore, the continuity of  $E_x$  (or  $D_z = \epsilon E_z$ ) tells us that the Rayleigh ranges are related by,

$$z_{0i} = z_{0r} = \frac{\sin \theta_1}{\sin \theta_2} z_{0t} = \frac{n_2}{n_1} z_{0t}. \quad (41)$$

Equation (41) is not quite consistent with eqs. (4) and (37).

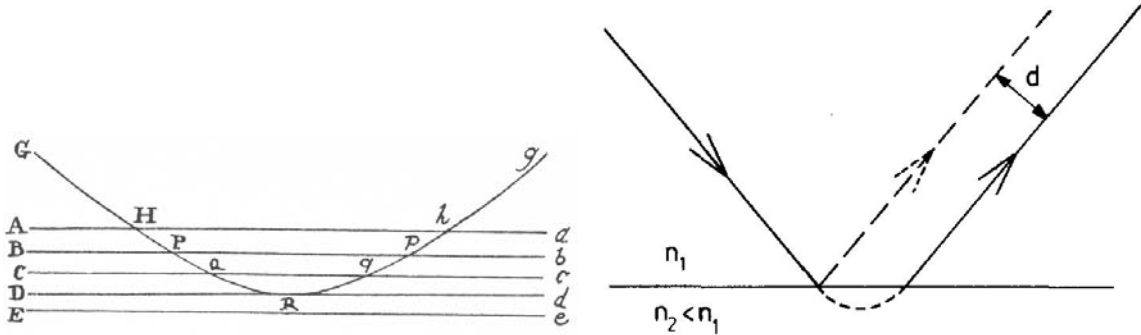
In the remainder of the body of this note we suppose that  $\mu_1 = \mu_2 = \mu_0$ , where the latter is the permeability of the vacuum. We also suppose that the incident Gaussian beam is circularly symmetric, and write the incident waist as  $w_{ix} = w_{iy} = w_1$ . It follows that the reflected Gaussian beam is also circularly symmetric with the same waist  $w_1$ . The incident and reflected beams have Rayleigh range  $z_{0i} = k_1 w_1^2/2 = n_1 k_0 w_1^2/2$ , while that of the transmitted beam is  $z_{0t} = n_1 z_{0i}/n_2$ .

---

<sup>4</sup>See Appendix B

### 2.3 Total Reflection at a Single Interface

The phenomenon of total reflection at an interface between optically denser and lighter media was discussed by Newton in Proposition 96 of his *Principia* [3], and in further detail in his *Opticks* [4]. Newton's model was that particles of light are attracted by the denser medium, and so follow curved rays that result in an offset between the incident and reflected path, as shown in the figure on the left below (from the *Principia*).



Newton's prediction was largely forgotten after the success of the wave theory of light in the early 1800's, but was occasionally discussed in the first half of the 20<sup>th</sup> century [5, 6, 7, 8]. Then, in 1947 Goos and Hänchen [9] provided experimental evidence for what is now called the Goos-Hänchen shift,  $d$ , illustrated in the figure on the above right.

Total reflection occurs when the indices of the two media obey  $n_1 > n_2$  and the angle of incidence,  $\theta_1$ , is large enough that  $\sin \theta_2 = (n_1/n_2) \sin \theta_1 > 1$ . In this case,

$$\cos \theta_2 = \sqrt{1 - \sin^2 \theta_2} = i \frac{\sqrt{n_1^2 \sin^2 \theta_1 - n_2^2}}{n_2}, \quad (42)$$

is purely imaginary. As a consequence, the amplitudes (40) of the reflected and transmitted waves include a phase shift relative to that of the incident wave, while,

$$|E_{0r}| = |E_{0i}|, \quad \text{and} \quad \frac{|E_{0t}|^2}{|E_{0i}|^2} = \frac{4n_1^2 \cos^2 \theta_1}{n_1^2 - n_2^2}. \quad (43)$$

The quantity  $\rho_t^2$  of eq. (27) can now be written as,

$$\rho_t^2 = \frac{(n_2^2 - n_1^2 \sin^2 \theta_1) x^2 - 2in_1 \sin \theta_1 \sqrt{n_1^2 \sin^2 \theta_1 - n_2^2} xz + n_1^2 \sin^2 \theta_1 z^2}{n_2^2 w_{tx}^2} + \frac{y^2}{w_{ty}^2}. \quad (44)$$

Hence, matching of this form to that of  $\rho_i^2$  at  $z = 0$  requires that,

$$\rho_t^2 = \frac{\cos^2 \theta_1 x^2}{w_1^2} + \frac{y^2}{w_1^2} - \frac{n_1^2 \sin^2 \theta_1 \cos^2 \theta_1 z^2}{(n_1^2 \sin^2 \theta_1 - n_2^2) w_1^2} + 2i \frac{n_1 \sin \theta_1 \cos^2 \theta_1 xz}{\sqrt{n_1^2 \sin^2 \theta_1 - n_2^2} w_1^2}, \quad (45)$$

recalling eq. (9). The factor  $e^{-\text{Re}(\rho_t^2)}$  is constant on surfaces that are elliptical hyperboloids of 1 sheet about the  $z$ -axis, with asymptotic opening angle  $\theta_{t_{xz}}$  in the  $x$ - $z$  plane given by,

$$\tan \theta_{t_{xz}} = \frac{n_1 \sin \theta_1}{\sqrt{n_1^2 \sin^2 \theta_1 - n_2^2}} > 1. \quad (46)$$

This potentially dramatic behavior is, however, masked by the damping of the transmitted wave in  $z$ , as follows from the factor,

$$e^{i(n_2 \sin \theta_2 k_0 x + n_2 \cos \theta_2 k_0 z - \omega t)} = e^{-\sqrt{n_1^2 \sin^2 \theta_1 - n_2^2} k_0 z} e^{i(n_1 \sin \theta_1 k_0 x - \omega t)}. \quad (47)$$

The time-average flow of energy in medium 2 is given by,

$$\begin{aligned} \langle \mathbf{S} \rangle &= \frac{\text{Re}(\mathbf{E}_t \times \mathbf{B}_t^*)}{2\mu_0} = \frac{1}{2\mu_0} \text{Re} [E_{ty} B_{tz}^* \hat{\mathbf{x}} + (E_{tz} B_{tx}^* - E_{tx} B_{tz}^*) \hat{\mathbf{y}} - E_{ty} B_{tx}^* \hat{\mathbf{z}}] \\ &= \frac{n_2 |E_{0t}|^2}{2\mu_0 c} e^{-2\text{Re}(\rho_t^2)} e^{-2\sqrt{n_1^2 \sin^2 \theta_1 - n_2^2} k_0 z} \left[ \sin \theta_2 \left( 1 - \frac{\sqrt{n_1^2 \sin^2 \theta_1 - n_2^2} z}{z_{0t}} \right) \hat{\mathbf{x}} \right. \\ &\quad \left. - \frac{\sin \theta_2 \sqrt{n_1^2 \sin^2 \theta_1 - n_2^2} x}{z_{0t}} \hat{\mathbf{z}} \right] \\ &\approx \frac{|E_{0t}|^2}{2\mu_0 c} e^{-2\text{Re}(\rho_t^2)} e^{-2\sqrt{n_1^2 \sin^2 \theta_1 - n_2^2} k_0 z} \sin \theta_1 \left( n_1 \hat{\mathbf{x}} - \frac{n_2 x}{z_{0i}} \sqrt{n_1^2 \sin^2 \theta_1 - n_2^2} \hat{\mathbf{z}} \right), \quad (48) \end{aligned}$$

noting that  $z_{0t} = n_1 z_{0i} / n_2$ .

Energy flows in the  $+x$  direction in medium 2, but this flow is significant only near the origin because of exponential damping factors. Furthermore, energy flows in the  $+z$  direction for  $x > 0$  and in the  $-z$  direction for  $x < 0$ . That is, energy flows in curves in medium 2, as qualitatively predicted by Newton. Lines of  $\langle \mathbf{S} \rangle$  that enter medium 2 from medium 1 at  $-x$  return to medium 1 at  $+x$ .

In particular, the flow of energy between media 1 and 2 across the plane  $z = 0$  is described by,

$$\langle S_z \rangle_{2 \rightarrow 1} = -\frac{|E_{0i}|^2}{2\mu_0 c} \frac{4n_1^2 n_2 \cos^2 \theta_1 \sin \theta_1 \sqrt{n_1^2 \sin^2 \theta_1 - n_2^2} x}{n_1^2 - n_2^2 z_{0i}} e^{-2(\cos^2 \theta_1 x^2 + y^2)/w_1^2}, \quad (49)$$

recalling eq. (43). This energy adds to that in the nominal reflected wave at  $z = 0$  for  $x > 0$ ,

$$\langle S_z \rangle_r = -\frac{1}{2\mu_0} \text{Re} (E_{ry}(z=0) B_{rx}^*(z=0)) = -\frac{|E_{0i}|^2}{2\mu_0 c} n_1 \cos \theta_1 e^{-2(\cos^2 \theta_1 x^2 + y^2)/w_1^2}, \quad (50)$$

and subtracts from that for  $x < 0$ . We define a center of energy  $\bar{x}$  for the reflected wave at  $z = 0$  according to,

$$\begin{aligned} \bar{x} &= \frac{\int_{-\infty}^{\infty} x \langle S_z \rangle_r dx - \int_{-\infty}^0 x \langle S_z \rangle_{2 \rightarrow 1} dx + \int_0^{\infty} x \langle S_z \rangle_{2 \rightarrow 1} dx}{\int_{-\infty}^{\infty} \langle S_z \rangle_r dx} = \frac{2 \int_0^{\infty} x \langle S_z \rangle_{2 \rightarrow 1} dx}{\int_{-\infty}^{\infty} \langle S_z \rangle_r dx} \\ &= \frac{\frac{8n_1^2 n_2 \cos^2 \theta_1 \sin \theta_1 \sqrt{n_1^2 \sin^2 \theta_1 - n_2^2}}{n_1^2 - n_2^2} \frac{\sqrt{\pi} w_1^3}{8\sqrt{2} \cos^3 \theta_1}}{n_1 \cos \theta_1 \frac{\sqrt{\pi} w_1}{2\sqrt{2} \cos \theta_1}} = \frac{\lambda_0}{\pi} \frac{n_2}{n_1^2 - n_2^2} \tan \theta_1 \sqrt{n_1^2 \sin^2 \theta_1 - n_2^2}, \quad (51) \end{aligned}$$

recalling that  $w_1^2/2z_{0i} = 1/k_1 = \lambda_0/2\pi n_1$ . Here,  $\lambda_0$  is the wavelength in vacuum at angular frequency  $\omega$ .

Supposing that the reflected beam is centered on  $\bar{x}$  rather than  $x = 0$  in the plane  $z = 0$ , it propagates away from this plane at angle  $\theta_1$  with its axis shifted transversely by  $d$  with respect to “mirror” reflection, as sketched in the figure on the previous page, where,

$$d = \bar{x} \cos \theta_1 = \frac{\lambda_0}{\pi} \frac{n_2}{n_1^2 - n_2^2} \sin \theta_1 \sqrt{n_1^2 \sin^2 \theta_1 - n_2^2}. \quad (52)$$

The result (52) is not that quoted in the literature [10]-[23],

$$d = \frac{\lambda_0}{\pi} \frac{n_1^2}{n_1^2 - n_2^2} \frac{\sin \theta_1 \cos^2 \theta_1}{\sqrt{n_1^2 \sin^2 \theta_1 - n_2^2}} \quad \text{or} \quad \frac{\lambda_0}{n_1 \pi} \frac{\sin \theta_1}{\sqrt{n_1^2 \sin^2 \theta_1 - n_2^2}}. \quad (53)$$

where different sets of approximations are used. While most experiments have been performed at a single angle  $\theta_1$ , a recent effort [24] that measured a large range of angles supports eq. (53).

The result (53) is often justified by claiming that the incident wave penetrates into medium 2 at angle  $\theta_1$  for a distance  $D \approx \lambda_0 / (2\pi \sqrt{n_1^2 \sin^2 \theta_1 - n_2^2})$  according to eq. (47), at which depth it is reflected back into medium 1 [18]. If so, then it follows that  $d = 2D \sin \theta_1 = \lambda_0 \sin \theta_1 / (\pi \sqrt{n_1^2 \sin^2 \theta_1 - n_2^2})$ . This result diverges at the critical angle,  $\sin \theta_1 = n_2/n_1$ . However, our argument (52) indicates that the shift of energy from  $x < 0$  to  $x > 0$  vanishes at the critical angle.....

## Appendices

### A Gaussian Beams with Elliptical Cross Section

Many discussions of Gaussian beams emphasize a single electric field component, such as  $E_y = f(r, z) e^{i(kz - \omega t)}$ , of a cylindrically symmetric beam of angular frequency  $\omega$  and wave number  $k = n\omega/c$  propagating along the  $z$  axis in a medium with index of refraction  $n$ . Here, we generalize to the case of a beam with an elliptical cross section. Of course, the electric field must satisfy the free-space Maxwell equation  $\nabla \cdot \mathbf{E} = 0$ . If  $f(r, z)$  is not constant and  $E_x = 0$ , then we must have nonzero  $E_z$ . That is, the desired electric field has more than one vector component.

To deduce all components of the electric and magnetic fields of a Gaussian beam from a single scalar wave function, we follow the suggestion of Davis [27] and seek solutions for a vector potential  $\mathbf{A}$  that has only a single Cartesian component (such that  $(\nabla^2 \mathbf{A})_j = \nabla^2 A_j$  [28]). We work in the Lorenz gauge (and SI units), so that the electric scalar potential  $\Phi$  is related to the vector potential  $\mathbf{A}$  by,

$$\nabla \cdot \mathbf{A} = -\frac{n^2}{c^2} \frac{\partial \Phi}{\partial t} = i \frac{n^2 \omega}{c^2} \Phi = i \frac{k^2}{\omega} \Phi. \quad (54)$$

The vector potential can therefore have a nonzero divergence, which permits solutions having only a single component.



Of course, the electric and magnetic fields can be deduced from the potentials via,

$$\mathbf{E} = -\nabla\Phi - \frac{\partial\mathbf{A}}{\partial t} = i\frac{\omega}{k^2}\nabla(\nabla\cdot\mathbf{A}) + i\omega\mathbf{A}, \quad (55)$$

using the Lorenz condition (54), and,

$$\mathbf{B} = \nabla \times \mathbf{A}. \quad (56)$$

The vector potential satisfies the free-space (Helmholtz) wave equation,

$$\nabla^2\mathbf{A} - \frac{n^2}{c^2}\frac{\partial^2\mathbf{A}}{\partial t^2} = (\nabla^2 + k^2)\mathbf{A} = 0. \quad (57)$$

We seek a solution in which the vector potential is described by a single Cartesian component  $A_j$  that propagates in the  $+z$  direction with the form,

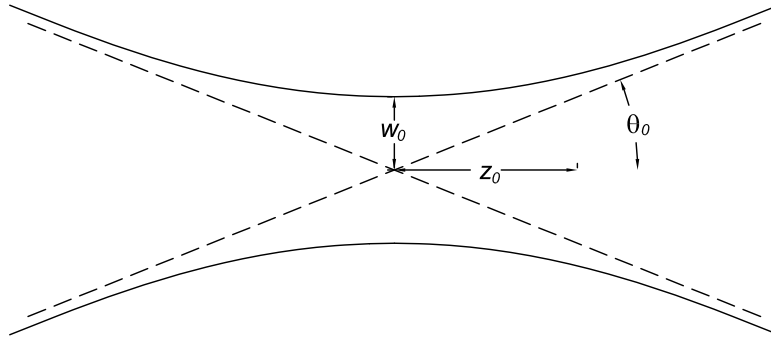
$$A_j(\mathbf{r}) = \psi(\mathbf{r}) e^{i(kz-\omega t)}. \quad (58)$$

Inserting trial solution (58) into the wave equation (57) we find that,

$$\nabla^2\psi + 2ik\frac{\partial\psi}{\partial z} = 0. \quad (59)$$

In the usual analysis, one now assumes that the beam is cylindrically symmetric about the  $z$  axis and can be described in terms of three geometric parameters the diffraction angle  $\theta_0$ , the waist  $w_0$ , and the depth of focus (Rayleigh range)  $z_0$ , which are related by,

$$\theta_0 = \frac{w_0}{z_0} = \frac{2}{kw_0}, \quad \text{and} \quad z_0 = \frac{kw_0^2}{2} = \frac{2}{k\theta_0^2}. \quad (60)$$



Here, we consider the possibility that the beam has an elliptical cross section, with major and minor axes along the  $x$  and  $y$  axes. The waist and diffraction angle are different in the  $x$ - $z$  and  $y$ - $z$  planes, but the Rayleigh range is in common:

$$\theta_{0x} = \frac{w_{0x}}{z_0}, \quad \text{and} \quad \theta_{0y} = \frac{w_{0y}}{z_0}. \quad (61)$$

We now convert to the scaled coordinates,

$$\xi = \frac{x}{w_{0x}}, \quad v = \frac{y}{w_{0y}}, \quad \rho^2 = \xi^2 + v^2, \quad \text{and} \quad \varsigma = \frac{z}{z_0}. \quad (62)$$

Changing variables and noting relations (61), the wave equation (59) takes the form,

$$\frac{1}{w_{0x}^2} \frac{\partial^2 \psi}{\partial \xi^2} + \frac{1}{w_{0y}^2} \frac{\partial^2 \psi}{\partial v^2} + \frac{1}{z_0^2} \frac{\partial^2 \psi}{\partial \varsigma^2} + \frac{2ik}{z_0} \frac{\partial \psi}{\partial \varsigma} = 0. \quad (63)$$

The **paraxial approximation** is that the term in the relatively small quantity  $1/z_0^2$  is neglected, and the resulting **paraxial wave equation** is,

$$\frac{1}{w_{0x}^2} \frac{\partial^2 \psi}{\partial \xi^2} + \frac{1}{w_{0y}^2} \frac{\partial^2 \psi}{\partial v^2} + \frac{2ik}{z_0} \frac{\partial \psi}{\partial \varsigma} \approx 0. \quad (64)$$

An “educated guess” is that the transverse behavior of the wave function  $\psi$  has a Gaussian form, but with a width that varies with  $z$ . Also, the amplitude of the wave far from its waist should vary as  $1/z$ . In the scaled coordinates  $\rho$  and  $\varsigma$  a trial solution is,

$$\psi = h(\varsigma) e^{-f(\varsigma)\rho^2}, \quad (65)$$

where the possibly complex functions  $f$  and  $h$  are defined to obey  $f(0) = 1 = h(0)$ . Since the transverse coordinate  $\xi$  and  $v$  are scaled by the waists  $w_{0x}$  and  $w_{0y}$ , we see that  $Re(f) = w_{0j}^2/w_j^2(\varsigma)$  where  $w_j(\varsigma)$  is the beam width in coordinate  $j = x$  or  $y$  at position  $\varsigma$ . From the geometric parameters (62) we see  $w_j(\varsigma) \approx \theta_{0j}z = w_{0j}\varsigma$  for large  $\varsigma$ . Hence, we expect that  $Re(f) \approx 1/\varsigma^2$  for large  $\varsigma$ . Also, we expect the amplitude  $h$  to obey  $|h| \approx 1/\varsigma$  for large  $\varsigma$ .

Plugging the trial solution (65) into the paraxial wave equation (64) we find that,

$$-fh \left( \frac{1}{w_{0x}^2} + \frac{1}{w_{0y}^2} \right) + 2f^2 h \left( \frac{\xi^2}{w_{0x}^2} + \frac{v^2}{w_{0y}^2} \right) + \frac{ik}{z_0} (h' - f'h\rho^2) \approx 0, \quad (66)$$

where a ' indicates differentiation with respect to  $\varsigma$ . We can define the Rayleigh range  $z_0$  and the waists  $w_{0x}$  and  $w_{0y}$  to be related by,

$$\left( \frac{1}{w_{0x}^2} + \frac{1}{w_{0y}^2} \right) = \frac{k}{z_0}, \quad (67)$$

so eq. (66) can be rewritten as,

$$-fh + ih' + \rho^2 h \left[ \frac{2z_0}{k\rho^2} \left( \frac{\xi^2}{w_{0x}^2} + \frac{v^2}{w_{0y}^2} \right) f^2 - if' \right] \approx 0. \quad (68)$$

If  $w_{0x} = w_{0y}$ , eq. (68) reduces to the form,

$$-fh + ih' + \rho^2 h (f^2 - if') \approx 0, \quad (69)$$

recalling eq. (60). **The key approximation of this note is that eq. (68) can be written as eq. (69) even when  $w_{0x} \neq w_{0y}$ .**

Accepting this approximation, we see that for eq. (69) to be true at all values of  $\rho$  implies that,

$$\frac{f'}{f^2} = -i, \quad \text{and} \quad \frac{h'}{fh} = -i. \quad (70)$$

Thus,  $f = h$  is a solution, despite the different physical origin of these two functions as the transverse width and amplitude of the wave. We integrate the first of eq. (70) to obtain,

$$\frac{1}{f} = C + i\zeta. \quad (71)$$

Our definition  $f(0) = 1$  determines that  $C = 1$ . That is,

$$f = \frac{1}{1 + i\zeta} = \frac{1 - i\zeta}{1 + \zeta^2} = \frac{e^{-i \tan^{-1} \zeta}}{\sqrt{1 + \zeta^2}}. \quad (72)$$

Note that  $Re(f) = 1/(1 + \zeta^2) = w_{0j}^2/w_j^2(\zeta)$ , while  $|f| = 1/\sqrt{1 + \zeta^2}$ , so that  $f = h$  is consistent with the asymptotic expectations discussed above. The longitudinal dependences of the widths of the Gaussian beam are now seen to be,

$$w_j(\zeta) = w_{0j} \sqrt{1 + \zeta^2}. \quad (73)$$

The lowest-order wave function is,

$$\psi_0 = f e^{-f\rho^2} = \frac{e^{-i \tan^{-1} \zeta}}{\sqrt{1 + \zeta^2}} e^{-\rho^2/(1+\zeta^2)} e^{i\zeta\rho^2/(1+\zeta^2)}. \quad (74)$$

The factor  $e^{-i \tan^{-1} \zeta}$  in  $\psi_0$  is the so-called Gouy phase shift [29], which changes from 0 to  $\pi/2$  as  $z$  varies from 0 to  $\infty$ , with the most rapid change near the  $z_0$ . For large  $z$  the phase factor  $e^{i\zeta\rho^2/(1+\zeta^2)}$  can be written as  $e^{i(z_0/z)(x^2/w_{0x}^2 + y^2/w_{0y}^2)} \approx e^{ikr_{\perp}^2/(2z)}$ , recalling eqs. (62) and (67). When this is combined with the traveling wave factor  $e^{i(kz - \omega t)}$  we have,

$$e^{i[kz(1+r_{\perp}^2/2z^2) - \omega t]} \approx e^{i(kr - \omega t)}, \quad (75)$$

where  $r = \sqrt{z^2 + r_{\perp}^2}$ . Thus, the wave function  $\psi_0$  is a modulated spherical wave for large  $z$ , but is a modulated plane wave near its waist.

To obtain the electric and magnetic fields of a Gaussian beam that is polarized in the  $y$  direction we take the vector potential to be,

$$A_x = 0, \quad A_y = \frac{E_0}{i\omega} \psi_0 e^{i(kz - \omega t)} = \frac{E_0}{i\omega} f e^{-f\rho^2} e^{i(kz - \omega t)}, \quad A_z = 0. \quad (76)$$

Then,

$$\nabla \cdot \mathbf{A} = -\frac{2fy}{w_{0y}^2} A_y. \quad (77)$$

and the electric field follows from eq. (55) as,

$$E_x \approx 0, \quad E_y \approx E_0 f e^{-f\rho^2} e^{i(kz - \omega t)}, \quad E_z \approx -\frac{2iyf}{kw_{0y}^2} E_y, \quad (78)$$

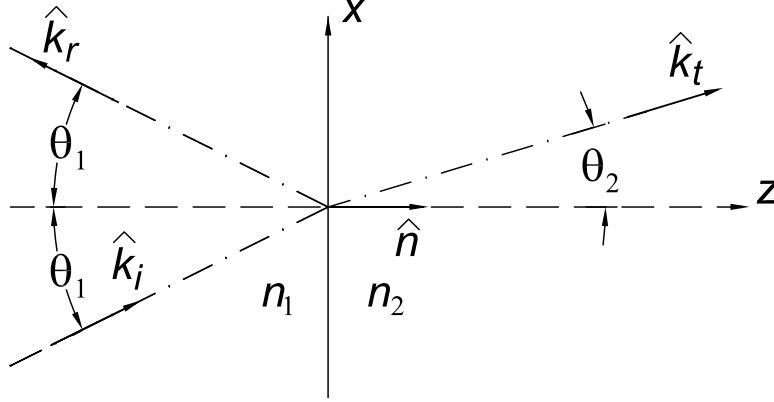
where we neglect terms of order  $1/z_0^2$ . Similarly, the magnetic field follows from eq. (56) as,

$$B_x = -\sqrt{\epsilon\mu} E_y = -\frac{n}{c} E_y, \quad B_y = 0, \quad B_z = \frac{2ixf}{kw_{0x}^2} \frac{n}{c} E_y. \quad (79)$$

## B Fresnel Relations for Plane Waves

For reference we present a derivation of the well-known Fresnel relations for reflection and refraction of a plane wave at a planar interface.

The geometry and notation are again as shown in the figure below, with the plane of incidence being the  $x$ - $z$  plane.



The incident, reflected and transmitted waves can be written as,

$$\mathbf{E}_i = \mathbf{E}_{0i} e^{i(k_{ix}x + k_{iz}z - \omega t)}, \quad \mathbf{E}_r = \mathbf{E}_{0r} e^{i(k_{rx}x + k_{rz}z - \omega t)}, \quad \mathbf{E}_t = \mathbf{E}_{0t} e^{i(k_{tx}x + k_{tz}z - \omega t)}, \quad (80)$$

$$\mathbf{B}_i = \frac{\mathbf{k}_i}{\omega} \times \mathbf{E}_{0i} e^{i(k_{ix}x + k_{iz}z - \omega t)}, \quad \mathbf{B}_r = \frac{\mathbf{k}_r}{\omega} \times \mathbf{E}_{0r} e^{i(k_{rx}x + k_{rz}z - \omega t)}, \quad \mathbf{B}_t = \frac{\mathbf{k}_t}{\omega} \times \mathbf{E}_{0t} e^{i(k_{tx}x + k_{tz}z - \omega t)}, \quad (81)$$

where we have used the plane-wave Maxwell equation  $i\mathbf{k} \times \mathbf{E} = \nabla \times \mathbf{E} = -\partial\mathbf{B}/\partial t = i\omega\mathbf{B}$ , and we note that the wave equation  $\nabla^2\mathbf{E} = \partial^2\mathbf{E}/\partial t^2$  requires that,

$$k_i^2 = k_{ix}^2 + k_{iz}^2 = \frac{n_1^2\omega^2}{c^2}, \quad k_r^2 = k_{rx}^2 + k_{rz}^2 = \frac{n_1^2\omega^2}{c^2}, \quad k_t^2 = k_{tx}^2 + k_{tz}^2 = \frac{n_2^2\omega^2}{c^2}, \quad (82)$$

so that,

$$k_i = k_r = \frac{n_1}{n_2} k_t. \quad (83)$$

Continuity of the tangential component of  $\mathbf{E}$  at the interface requires that the argument of the exponential factors all be equal there, and hence,

$$k_{ix} = k_{rx} = k_{tx}, \quad (84)$$

$$\theta_i = \theta_r = \theta_1, \quad k_{rz} = -k_{iz}, \quad (85)$$

and,

$$n_1 \sin \theta_1 = n_2 \sin \theta_2 \quad (= n_2 \sin \theta_t). \quad (86)$$

Then, the continuity of the  $x$ - and  $y$ -components of  $\mathbf{E} = \mu\omega\mathbf{H} \times \mathbf{k}/k^2$  at the interface implies,

$$H_{0iy} - H_{0ry} = \frac{\mu_2 n_1^2 k_{tz}}{\mu_1 n_2^2 k_{iz}} H_{0ty} = \frac{\mu_2 n_1 \cos \theta_2}{\mu_1 n_2 \cos \theta_1} H_{0ty}, \quad \text{and} \quad E_{0iy} + E_{0ry} = E_{0ty}, \quad (87)$$

noting that  $E_x \propto \mu k_z H_y / n^2$ . Similarly, continuity of the tangential component of  $\mathbf{H} = \mathbf{k} \times \mathbf{E} / \mu \omega$  at the interface implies,

$$E_{0iy} - E_{0ry} = \frac{\mu_1 k_{tz}}{\mu_2 k_{iz}} E_{0ty} = \frac{\mu_1 n_2 \cos \theta_2}{\mu_2 n_1 \cos \theta_1} E_{0ty}, \quad \text{and} \quad H_{0iy} + H_{0ry} = H_{0ty}. \quad (88)$$

noting that  $H_x \propto k_z H_y / \mu$ . Combining eqs. (87) and (88) we find,

$$\frac{E_{0ry}}{E_{0iy}} = \frac{n_1 \cos \theta_1 - \frac{\mu_1}{\mu_2} n_2 \cos \theta_2}{n_1 \cos \theta_1 + \frac{\mu_1}{\mu_2} n_2 \cos \theta_2}, \quad \frac{E_{0ty}}{E_{0iy}} = \frac{2n_1 \cos \theta_1}{n_1 \cos \theta_1 + \frac{\mu_1}{\mu_2} n_2 \cos \theta_2}, \quad (89)$$

$$\frac{H_{0ry}}{H_{0iy}} = \frac{n_2 \cos \theta_1 - \frac{\mu_2}{\mu_1} n_1 \cos \theta_2}{n_2 \cos \theta_1 + \frac{\mu_2}{\mu_1} n_1 \cos \theta_2}, \quad \frac{H_{0ty}}{H_{0iy}} = \frac{2n_2 \cos \theta_1}{n_2 \cos \theta_1 + \frac{\mu_2}{\mu_1} n_1 \cos \theta_2}. \quad (90)$$

For the special case of the electric field polarized perpendicular to the plane of incidence,  $\mathbf{H}$  has no  $y$ -component, and we write,

$$\frac{E_{0r\perp}}{E_{0i\perp}} = \frac{n_1 \cos \theta_1 - \frac{\mu_1}{\mu_2} n_2 \cos \theta_2}{n_1 \cos \theta_1 + \frac{\mu_1}{\mu_2} n_2 \cos \theta_2}, \quad \frac{E_{0t\perp}}{E_{0i\perp}} = \frac{2n_1 \cos \theta_1}{n_1 \cos \theta_1 + \frac{\mu_1}{\mu_2} n_2 \cos \theta_2}, \quad (91)$$

Similarly, for the special case of the electric field polarized parallel to the plane of incidence,  $\mathbf{E}$  has no  $y$ -component, and for each of the three waves,  $H_y \propto n E_{\parallel} / \mu$ , so we can write,

$$\frac{E_{0r\parallel}}{E_{0i\parallel}} = \frac{\frac{\mu_1}{\mu_2} n_2 \cos \theta_1 - n_1 \cos \theta_2}{\frac{\mu_1}{\mu_2} n_2 \cos \theta_1 + n_1 \cos \theta_2}, \quad \frac{E_{0t\parallel}}{E_{0i\parallel}} = \frac{2n_1 \cos \theta_1}{\frac{\mu_1}{\mu_2} n_2 \cos \theta_1 + n_1 \cos \theta_2}, \quad (92)$$

As usual, we note that the case of internal reflection when  $\sin \theta_2 = (n_1/n_2) \sin \theta_1 > 1$  can be accommodated in the above formalism by writing,

$$\cos \theta_2 = \sqrt{1 - \sin^2 \theta_2} = \frac{\sqrt{n_2^2 - n_1^2 \sin^2 \theta_1}}{n_2} = i \frac{\sqrt{n_1^2 \sin^2 \theta_1 - n_2^2}}{n_2}. \quad (93)$$

In this case, we also write,

$$k_{tz} = ik_0 \frac{\sqrt{n_1^2 \sin^2 \theta_1 - n_2^2}}{n_2}, \quad (94)$$

such that the transmitted wave is damped in  $z$  according to,

$$e^{ik_{tz}z} = e^{-\left(\sqrt{n_1^2 \sin^2 \theta_1 - n_2^2}/n_2\right)k_0z}. \quad (95)$$

## References

- [1] K.T. McDonald, *Gaussian Laser Beams with Radial Polarization* (Mar. 14, 2000), <http://physics.princeton.edu/~mcdonald/examples/axicon.pdf>
- [2] M. Moriconi and K.T. McDonald, *Energy Flow in a Waveguide below Cutoff* (Mar. 14, 2000), <http://physics.princeton.edu/~mcdonald/examples/cutoff.pdf>

- [3] I. Newton, *Principia*, Vol. 1 (London, 1726; reprint of Cajori's English translation, U. Calif. Press, 1962), Proposition 96,  
[http://kirkmcd.princeton.edu/examples/mechanics/newton\\_principia.pdf](http://kirkmcd.princeton.edu/examples/mechanics/newton_principia.pdf)
- [4] I. Newton, *Opticks*, 4<sup>th</sup> ed. (London, 1730),  
[http://kirkmcd.princeton.edu/examples/optics/newton\\_opticks.pdf](http://kirkmcd.princeton.edu/examples/optics/newton_opticks.pdf)  
 Book Two, Part 1, Observation 1: "Compressing two Prisms hard together that their sides (which by chance were a very little convex) might somewhere touch one another: I found the place in which they touched to become absolutely transparent, as if they had there been one continued piece of Glass. For when the Light fell so obliquely on the Air, which in other places was between them, as to be all reflected; it seemed in that place of contact to be wholly transmitted, ....."  
 Book Three, Part 1, Question 29: "Are not the Rays of Light very small Bodies emitted from shining Substances? For such Bodies will pass through uniform Media in Right Lines without bending into the Shadow, which is the Nature of Rays of Light. .... The Rays of Light in going out of Glass into a Vacuum, are bent towards the Glass; and if they fall too obliquely on the Vacuum, they are bent backwards into the Glass, and totally reflected; and this Reflexion cannot be ascribed to the Resistance of an absolute Vacuum, but must be caused the the Power of the Glass attracting the Rays at their going out of it into the Vacuum, and bringing them back."
- [5] S. Boguslawski, *Das Feld des Poyntingschen Vektors bei der Interferenz von zwei ebenen Lichtwellen in einem absorbierenden Medium*, Phys. Z. **13**, 393 (1912),  
[http://kirkmcd.princeton.edu/examples/optics/boguslawski\\_pz\\_13\\_393\\_12.pdf](http://kirkmcd.princeton.edu/examples/optics/boguslawski_pz_13_393_12.pdf)
- [6] A. Wiegrefe, *Neue Lichtströmungen bei Totalreflexion. Beiträge zur Diskussion des Poyntingschen Satzes*, Ann. Phys. **45**, 30 (1914),  
[http://kirkmcd.princeton.edu/examples/optics/wiegrefe\\_ap\\_45\\_30\\_14.pdf](http://kirkmcd.princeton.edu/examples/optics/wiegrefe_ap_45_30_14.pdf)  
*Neue Lichtströmungen bei Totalreflexion. Beiträge zur Kenntnis des Poyntingschen Vektors*, Ann. Phys. **50**, 277 (1914),  
[http://kirkmcd.princeton.edu/examples/optics/wiegrefe\\_ap\\_50\\_277\\_16.pdf](http://kirkmcd.princeton.edu/examples/optics/wiegrefe_ap_50_277_16.pdf)  
 H. Rose and A. Wiegrefe, *Versuche über die Sichtbarmachung von Lichtströmungen durch die Einfallsebene im isotropen Medium bei Totalreflexion*, Ann. Phys. **50**, 281 (1916), [http://kirkmcd.princeton.edu/examples/optics/rose\\_ap\\_50\\_281\\_16.pdf](http://kirkmcd.princeton.edu/examples/optics/rose_ap_50_281_16.pdf)
- [7] J. Picht, *Beitrag zur Theorie der Totalreflexion*, Ann. Phys. **3**, 433 (1929),  
[http://kirkmcd.princeton.edu/examples/optics/picht\\_ap\\_3\\_433\\_29.pdf](http://kirkmcd.princeton.edu/examples/optics/picht_ap_3_433_29.pdf)  
*Die Energieströmung bei der Totalreflexion*, Phys. Z. **30**, 905 (1929),  
[http://kirkmcd.princeton.edu/examples/optics/picht\\_pz\\_30\\_905\\_29.pdf](http://kirkmcd.princeton.edu/examples/optics/picht_pz_30_905_29.pdf)
- [8] C. Schaefer and R. Pich, *Ein Beitrag zur Theorie der Totalreflexion*, Ann. Phys. **30**, 245 (1937), [http://kirkmcd.princeton.edu/examples/optics/schaefer\\_ap\\_30\\_245\\_37.pdf](http://kirkmcd.princeton.edu/examples/optics/schaefer_ap_30_245_37.pdf)
- [9] F. Goos and H. (Lindberg-)Hänchen, *Ein neuer und fundamentaler Versuch zur Totalreflexion*, Ann. Phys. **1**, 333 (1947),  
[http://kirkmcd.princeton.edu/examples/optics/goos\\_ap\\_1\\_333\\_47.pdf](http://kirkmcd.princeton.edu/examples/optics/goos_ap_1_333_47.pdf)

- Neumessung des Strahlversetzungseffektes bei Totalreflexion*, Ann. Phys. **5**, 251 (1949), [http://kirkmcd.princeton.edu/examples/optics/goos\\_ap\\_5\\_251\\_49.pdf](http://kirkmcd.princeton.edu/examples/optics/goos_ap_5_251_49.pdf)
- [10] K. Artmann, *Zur Seitenversetzung des totalreflektierten Lichtstrahles*, Ann. Phys. **2**, 87 (1948), [http://kirkmcd.princeton.edu/examples/optics/artmann\\_ap\\_2\\_87\\_48.pdf](http://kirkmcd.princeton.edu/examples/optics/artmann_ap_2_87_48.pdf)
- [11] C. von Fragstein, *Berechnung der Seitenversetzung des totalreflektierten Strahles*, Ann. Phys. **4**, 18 (1949), [http://kirkmcd.princeton.edu/examples/optics/vonfragstein\\_ap\\_4\\_18\\_49.pdf](http://kirkmcd.princeton.edu/examples/optics/vonfragstein_ap_4_18_49.pdf)
- [12] H. Wolter, *Untersuchungen zur Strahlversetzung bei Totalreflexion des Lichtes mit der Methode der Minimumstrahlkennzeichnung*, Z. Natur. **5a**, 143 (1950), [http://kirkmcd.princeton.edu/examples/optics/wolter\\_zn\\_5a\\_143\\_50.pdf](http://kirkmcd.princeton.edu/examples/optics/wolter_zn_5a_143_50.pdf)
- [13] R.H. Renard, *Total Reflection: A New Evaluation of the Goos-Hänchen Shift*, J. Opt. Soc. Am. **54**, 1190 (1964), [http://kirkmcd.princeton.edu/examples/optics/renard\\_josa\\_54\\_1190\\_64.pdf](http://kirkmcd.princeton.edu/examples/optics/renard_josa_54_1190_64.pdf)
- [14] H.K.V. Lotsch, *Reflection and Refraction of Light at a Plane Interface*, J. Opt. Soc. Am. **58**, 551 (1968), [http://kirkmcd.princeton.edu/examples/optics/lotsch\\_josa\\_58\\_551\\_68.pdf](http://kirkmcd.princeton.edu/examples/optics/lotsch_josa_58_551_68.pdf)  
*Beam Displacement at Total Reflection: The Goos-Hänchen Effect*, Optik, **32**, 116, 189, 300, 563 (1970), [http://kirkmcd.princeton.edu/examples/optics/lotsch\\_optik\\_32\\_116\\_70.pdf](http://kirkmcd.princeton.edu/examples/optics/lotsch_optik_32_116_70.pdf)
- [15] C. Imbert, *Calculation and Experimental Proof of the Transverse Shift Induced by Total Internal Reflection of a Circularly Polarized Light Beam*, Phys. Rev. D **5**, 787 (1972), [http://kirkmcd.princeton.edu/examples/optics/imbprt\\_d\\_5\\_787\\_72.pdf](http://kirkmcd.princeton.edu/examples/optics/imbprt_d_5_787_72.pdf)
- [16] B.R. Horowitz and T. Tamir, *Lateral Displacement of a Light Beam at a Dielectric Interface*, J. Opt. Soc. Am. **61**, 586 (1971), [http://kirkmcd.princeton.edu/examples/optics/horowitz\\_josa\\_61\\_586\\_71.pdf](http://kirkmcd.princeton.edu/examples/optics/horowitz_josa_61_586_71.pdf)
- [17] L. de Broglie and J.P. Vigier, *Photon Mass and New Experimental Results on Longitudinal Displacements of Laser Beams near Total Reflection*, Phys. Rev. Lett. **28**, 1001 (1972), [http://kirkmcd.princeton.edu/examples/optics/debroglie\\_prl\\_28\\_1001\\_72.pdf](http://kirkmcd.princeton.edu/examples/optics/debroglie_prl_28_1001_72.pdf)
- [18] K.W. Chiu and J.J. Quinn, *On the Goos-Hänchen Effect. A Simple Example of a Time Delay Scattering Process*, Am. J. Phys. **40**, 1847 (1972), [http://kirkmcd.princeton.edu/examples/optics/chiu\\_ajp\\_40\\_1847\\_72.pdf](http://kirkmcd.princeton.edu/examples/optics/chiu_ajp_40_1847_72.pdf)
- [19] J.W. Ra, H.L. Bertoni and L.B. Felsen, *Reflection and Transmission of Beams at a Dielectric Interface*, SIAM J. Appl. Math. **24**, 396 (1973), [http://kirkmcd.princeton.edu/examples/optics/ra\\_siamjam\\_24\\_396\\_73.pdf](http://kirkmcd.princeton.edu/examples/optics/ra_siamjam_24_396_73.pdf)
- [20] Y.M. Antar and W.B. Boerner, *Reflection and Refraction of a Gaussian Beam at a Planar Dielectric Interface*, Ant. Prop. Soc. Int. Symp. **12**, 105 (1974), [http://kirkmcd.princeton.edu/examples/optics/antar\\_apsim\\_12\\_105\\_74.pdf](http://kirkmcd.princeton.edu/examples/optics/antar_apsim_12_105_74.pdf)
- [21] S. Zhu, A.W. Yu, D. Hawley and R. Roy, *Frustrated total internal reflection: A demonstration and review*, Am. J. Phys. **54**, 601 (1986), [http://kirkmcd.princeton.edu/examples/optics/zhu\\_ajp\\_54\\_601\\_86.pdf](http://kirkmcd.princeton.edu/examples/optics/zhu_ajp_54_601_86.pdf)

- [22] P. Hillion, *Gaussian Beam at a Dielectric Interface*, J. Opt. (Paris) **25**, 155 (1994),  
[http://kirkmcd.princeton.edu/examples/optics/hillion\\_jop\\_25\\_155\\_94.pdf](http://kirkmcd.princeton.edu/examples/optics/hillion_jop_25_155_94.pdf)
- [23] D.A. Papathanassoglou and B. Vohnsen, *Direct visualization of evanescent optical waves*, Am. J. Phys. **71**, 670 (2003),  
[http://kirkmcd.princeton.edu/examples/optics/papathanassoglou\\_ajp\\_71\\_670\\_03.pdf](http://kirkmcd.princeton.edu/examples/optics/papathanassoglou_ajp_71_670_03.pdf)
- [24] H.G.L. Schwefel *et al.*, *Direct experimental observation of the single reflection optical Goos-Hänchen shift*, Opt. Lett. **33**, 794 (2008),  
[http://kirkmcd.princeton.edu/examples/optics/schwefel\\_ol\\_33\\_794\\_08.pdf](http://kirkmcd.princeton.edu/examples/optics/schwefel_ol_33_794_08.pdf)
- [25] J.C. Bose, *On the Influence of the Thickness of Air-space on Total Reflection of Electric Radiation*, Proc. Roy. Soc. London **62**, 300 (1897),  
[http://kirkmcd.princeton.edu/examples/optics/bose\\_prsl\\_62\\_300\\_97.pdf](http://kirkmcd.princeton.edu/examples/optics/bose_prsl_62_300_97.pdf)
- [26] E.E. Hall, *The Penetration of Totally Reflected Light into the Rarer Medium*, Phys. Rev. **15**, 73 (1902), [http://kirkmcd.princeton.edu/examples/optics/hall\\_pr\\_15\\_73\\_02.pdf](http://kirkmcd.princeton.edu/examples/optics/hall_pr_15_73_02.pdf)
- [27] L.W. Davis, *Theory of electromagnetic beams*, Phys. Rev. A **19**, 1177-1179 (1979),  
[http://kirkmcd.princeton.edu/examples/optics/davis\\_pra\\_19\\_1177\\_79.pdf](http://kirkmcd.princeton.edu/examples/optics/davis_pra_19_1177_79.pdf)
- [28] P.M. Morse and H. Feshbach, *Methods of Theoretical Physics*, Part I (McGraw-Hill, 1953), pp. 115-116, [http://kirkmcd.princeton.edu/examples/EM/morse\\_feshbach\\_v1.pdf](http://kirkmcd.princeton.edu/examples/EM/morse_feshbach_v1.pdf)
- [29] G. Gouy, *Sur une propreite nouvelle des ondes lumineuses*, Compt. Rendue Acad. Sci. (Paris) **110**, 1251 (1890); *Sur la propagation anomele des ondes*, *ibid.* **111**, 33 (1890),  
[http://kirkmcd.princeton.edu/examples/optics/gouy\\_cr\\_110\\_1251\\_90.pdf](http://kirkmcd.princeton.edu/examples/optics/gouy_cr_110_1251_90.pdf)  
[http://kirkmcd.princeton.edu/examples/optics/gouy\\_cr\\_111\\_33\\_90.pdf](http://kirkmcd.princeton.edu/examples/optics/gouy_cr_111_33_90.pdf)