

Connection to the CERN Power System of the TT2 mercury target project

by

**Karsten KAHLE
(TS-EL)**

Characteristics of the load



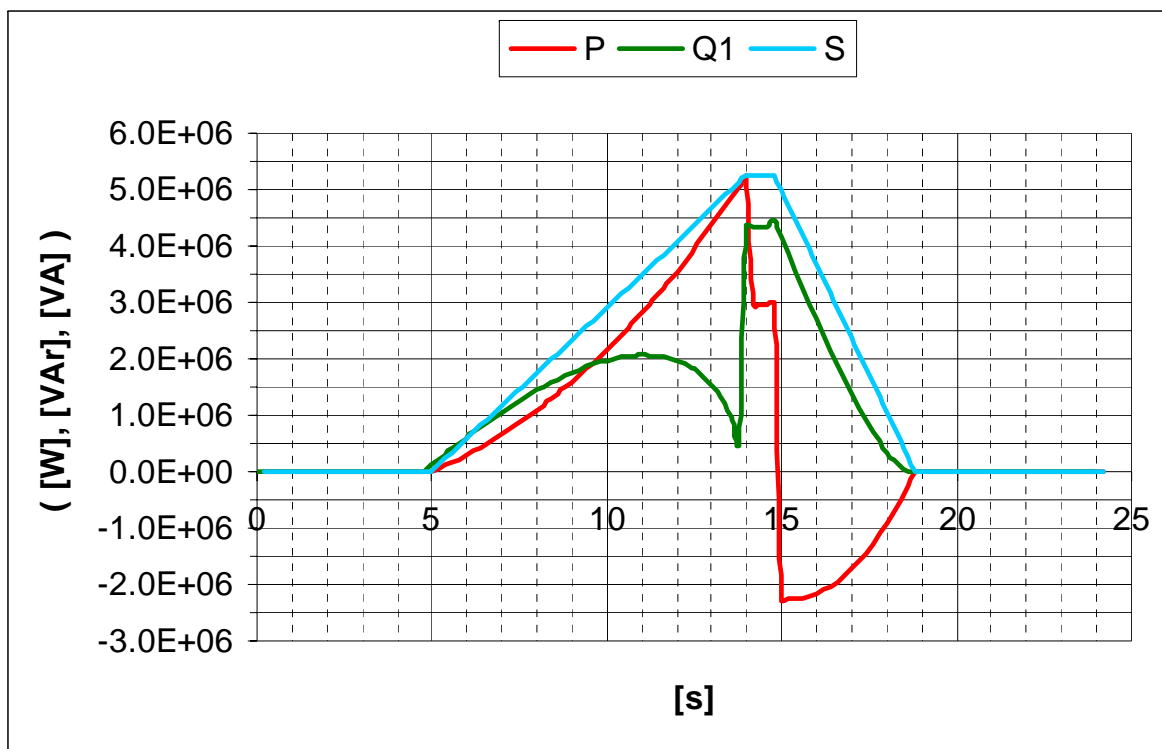
- ***repetitive Voltage Disturbances on 18 kV level***
 - due to pulsating load
 - related to reactive power consumption
 - disturbances seen by other users at CERN

- ***Reactive Power consumption (130 kV and 400 kV networks)***
 - impact on power losses
 - impact on rating of electrical equipment
 - impact on CERN electricity costs

- ***Harmonics***
 - power converters have a specific harmonic spectrum
 - disturbing the sine-wave of 18kV bus voltage at CERN
 - disturbances seen by other users at CERN

Characteristics of the load

- *power pulses (1 pulse every 30 min)*



P – active power

Q – reactive power

S – apparent power

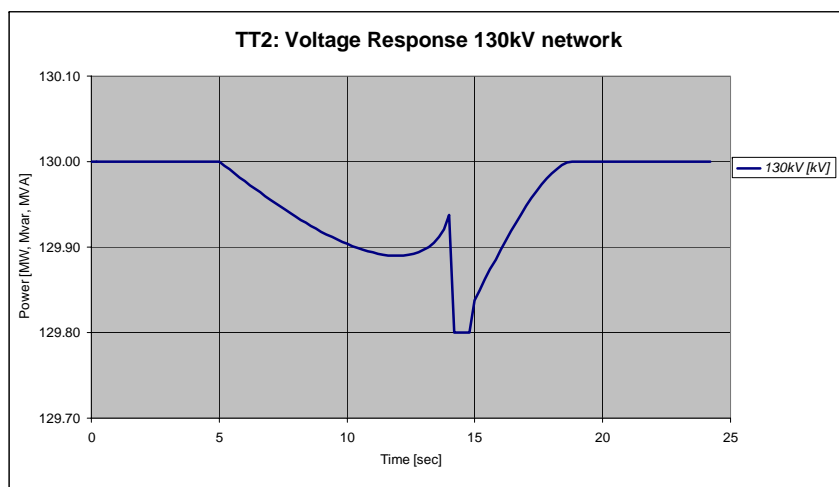
Peak value = 5.5 MVA, RMS = 0.5 MVA (thermal rating)

Characteristics of the load



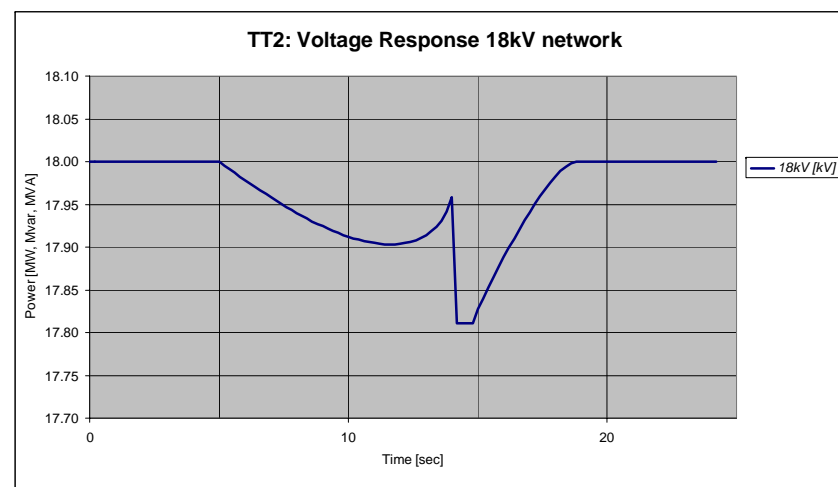
- **voltage disturbances (once every 30 min)**

130 kV: delta U = 0.15 %



OK

18 kV: delta U = 1.1 %



OK (once every 30min)

- **Commissioning period**
- **Operation**

- **during commissioning:
pulses 50% once every 10 min**

Characteristics of the load



- *Reactive Power Consumption*

- no reactive power compensation (comes from 130 kV / 400 kV network)
- RMS value is low (one pulse every 30 min)
- short duration of the experiment (2 years): no counter measures
- our energy contract is adapted (we pay nothing for reactive power)
- if no compensation: AC equipment rating needs to be 150 %
- if no compensation: power losses increase slightly

Conclusion: No Problem.

Characteristics of the load



- *Harmonics*

- 12-pulse power converters
- typical harmonics 550, 650, 1150 and 1250 Hz
- low harmonic distortion
- in addition: harmonic filtering for Meyrin at JURA substation

Conclusion: No Problem.

Building 193 (18 kV station ME49)



Existing 18 kV cubicle



Existing transformer pit

TS-EL work



Scope of supply and budget

- 18 kV cubicle (cubicle existing, but new protection)	10 kCHF
- 18 kV AC cabling	10 kCHF
- LV AC cabling	20 kCHF
- DC cabling (cable routing difficult)	40 kCHF
- <u>Engineering and Documentation</u>	<u>15 kCHF</u>
SUBTOTAL (TS-EL):	95 kCHF
<u>SUBTOTAL (AB-PO):</u>	<u>110 kCHF</u>
<u>TOTAL:</u>	<u>205 kCHF</u>



Questions?

17.March.2005

Karsten KAHLE (TS-EL)