



MERIT Project Review
December 12, 2005, BNL, Upton NY



MHD Simulation for Free Surface Hg Jet
Dispersal at Low Magnetic Reynolds Numbers


Du, Jian

Advisor : James Glimm & Roman Samulyak



Abstract

- **MHD system of equations and approximations**
- **Front tracking for free surface flows and EB elliptic solver**
- **Simulations of the MHD processes of mercury jet dispersal**
- **Conclusion and Future plan**



1. MHD system of equations

Full system of MHD equations

$$\frac{\partial \rho}{\partial t} = -\nabla \cdot (\rho \mathbf{u})$$

$$\rho \left(\frac{\partial}{\partial t} + \mathbf{u} \cdot \nabla \right) \mathbf{u} = -\nabla P + \mu \Delta \mathbf{u} + \frac{1}{c} (\mathbf{J} \times \mathbf{B})$$

$$\rho \left(\frac{\partial}{\partial t} + \mathbf{u} \cdot \nabla \right) e = -P \nabla \cdot \mathbf{u} + \frac{1}{\sigma} \mathbf{J}^2$$

$$\frac{\partial \mathbf{B}}{\partial t} = \nabla \times (\mathbf{u} \times \mathbf{B}) - \nabla \times \left(\frac{c^2}{4\pi\sigma} \nabla \times \mathbf{B} \right)$$

$$P = P(\rho, e), \quad \nabla \cdot \mathbf{B} = 0$$

Low magnetic Re approximation
 & charge neutrality

$$\nabla \cdot \mathbf{J} + \frac{\partial \rho_e}{\partial t} = 0$$

$$\mathbf{J} = \sigma \left(-\nabla \phi + \frac{1}{c} \mathbf{u} \times \mathbf{B} \right)$$

$$\Delta \phi = \frac{1}{c} \nabla \cdot (\mathbf{u} \times \mathbf{B}),$$

$$\text{with } \left. \frac{\partial \phi}{\partial \mathbf{n}} \right|_{\Gamma} = \frac{1}{c} (\mathbf{u} \times \mathbf{B}) \cdot \mathbf{n}$$

$$\mathbf{B} = \mathbf{B}_{\text{ext}}(x, t), \quad \nabla \cdot \mathbf{B}_{\text{ext}} \equiv 0$$

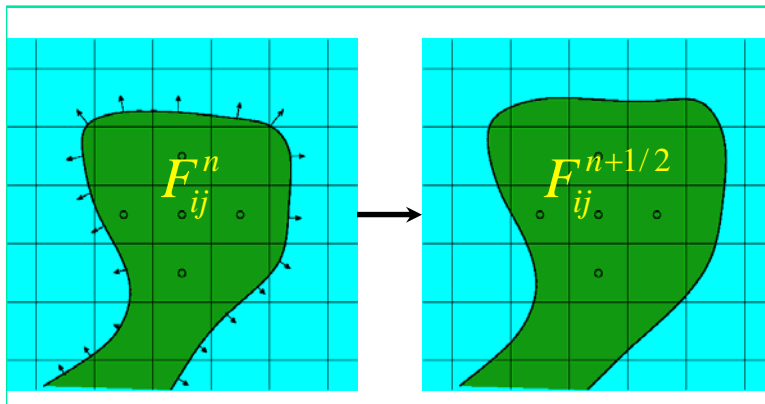


2. Front tracking and EB method

- The low magnetic Re MHD is a coupled hyperbolic/elliptic system. Operator splitting.
- The hyperbolic subsystem is solved on a finite difference grid in both domains separated by the free surface using front tracking numerical techniques.
 - Implemented in FronTier code
 - Riemann problem for interface propagation
 - Complex interfaces with topological changes in 2D and 3D
 - High resolution hyperbolic solvers
 - Realistic EOS models
- The elliptic subsystem is solved in geometrically complex domains
 - Embedded boundary finite volume discretization
 - Fast parallel linear solvers

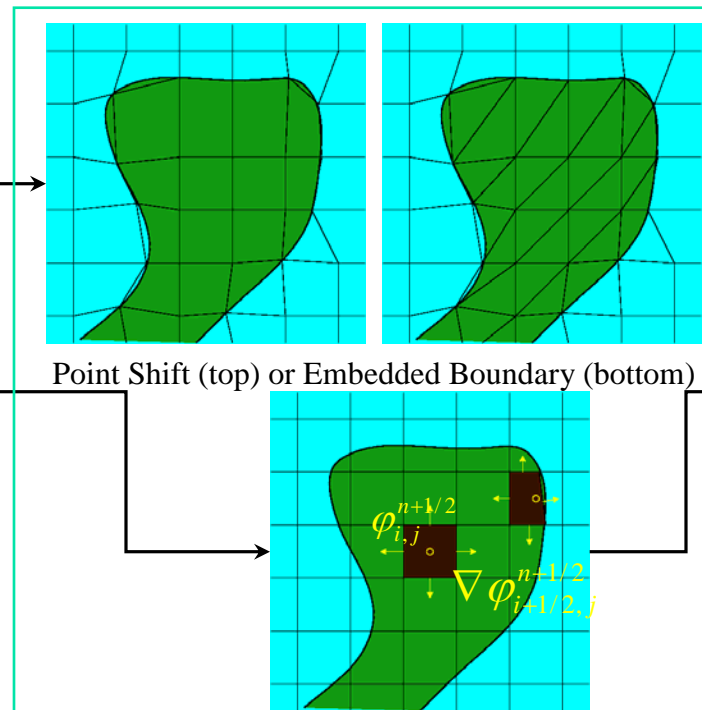
Elliptic step

Hyperbolic step

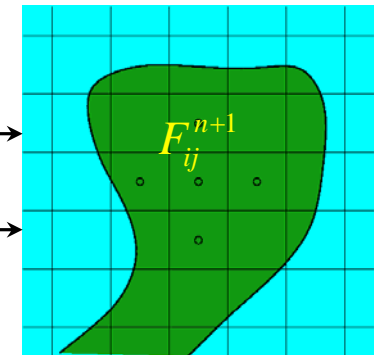


- Propagate interface
- Untangle interface
- Update interface states

- Apply hyperbolic solvers
- Update interior hydro states



- Generate finite element grid
- Perform mixed finite element discretization or
- Perform finite volume discretization
- Solve linear system using fast Poisson solvers



- Calculate electromagnetic fields
- Update front and interior states



2. EB method

(1) Why EB

> Point-shift grid generation and finite element discretization method

- Second order accurate for gradients
- Compatible with mixed finite element formulation
- Capable of generating grids for vector finite elements
- Not robust (especially in 3D)

> EB

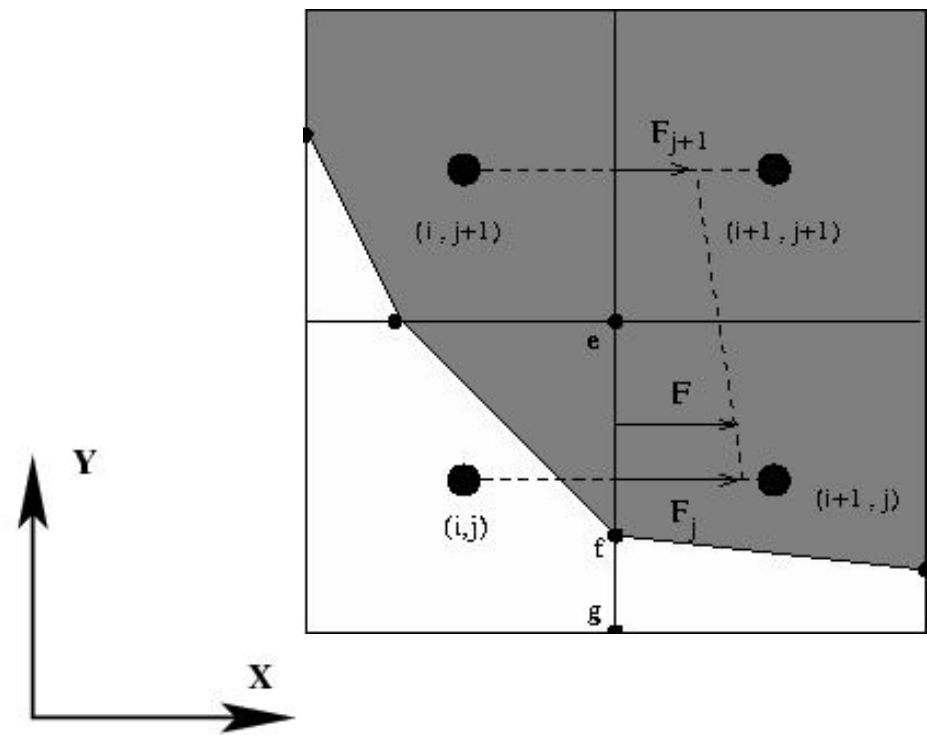
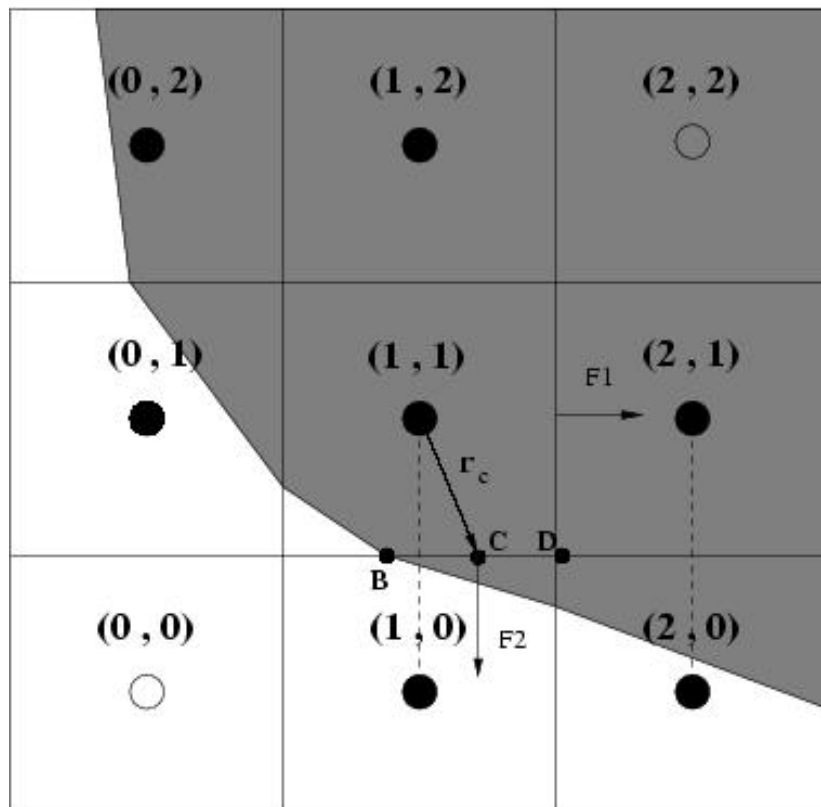
- Advantages of dealing with complex geometric domains
- second-order accuracy of solution and robust
- Trivial work to implement the algorithm in parallel computing




(2) Main Points

- **Based on the finite volume discretizations**
- **Potential is treated as cell centered value, even if the center is outside the computational domain**
- **Domain boundary is embedded in the rectangular Cartesian grid, and solution is treated as a cell-centered quantity**
- **Using finite difference for full cell and linear interpolation for cut cell flux calculation**

(3). Stencil Setting





$$\varphi = e^{k_1 X^2 + k_2 Y^2}$$

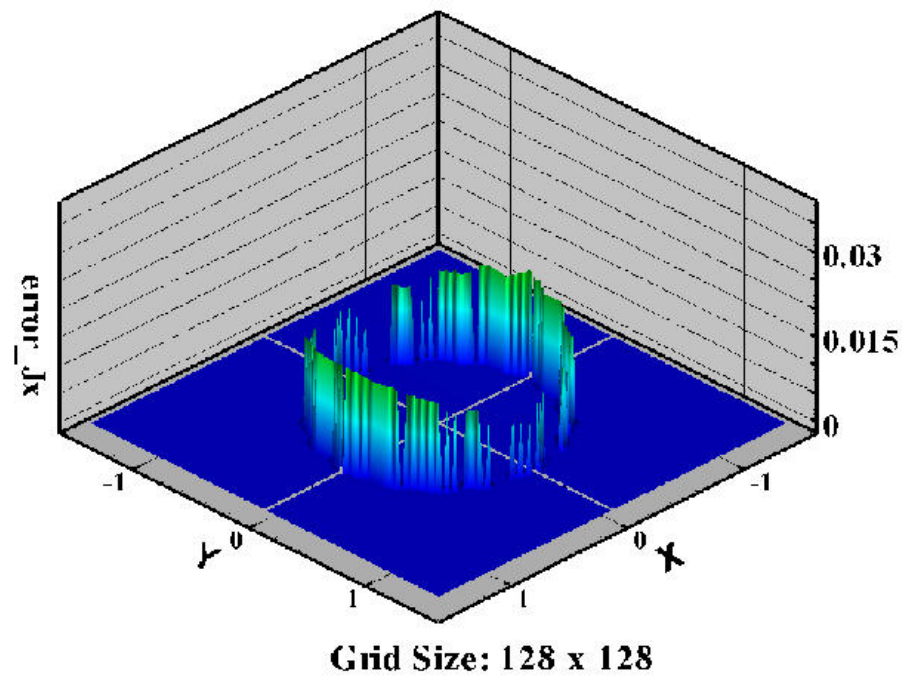
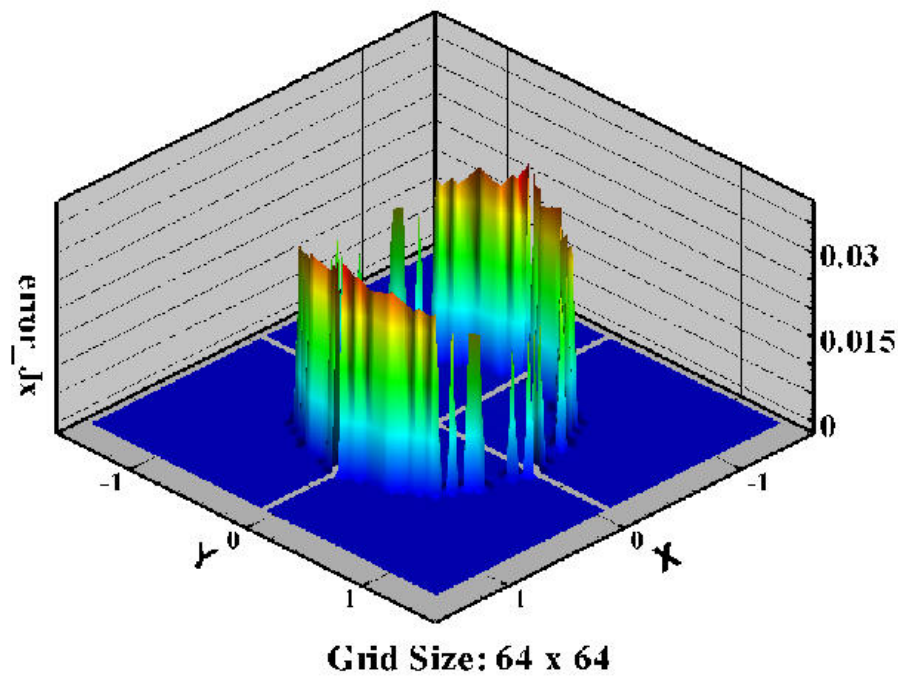
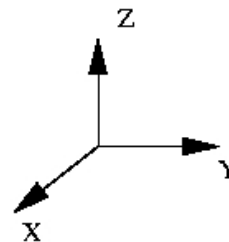
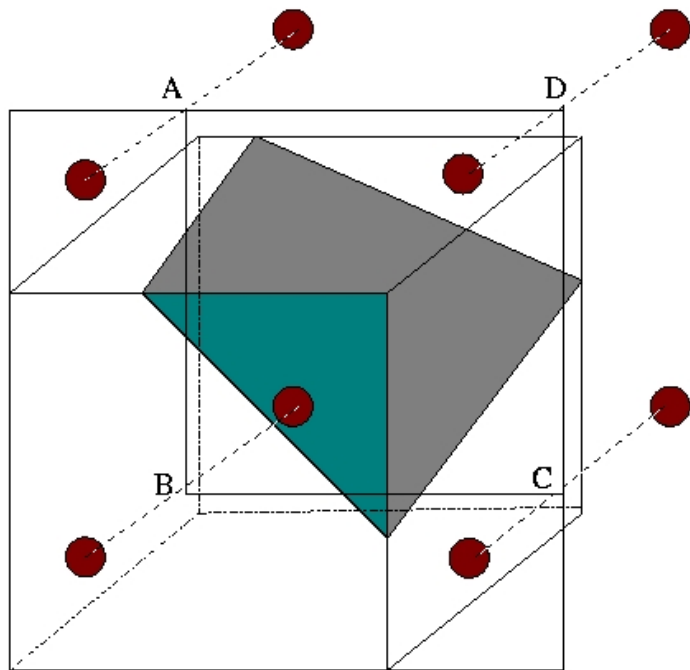


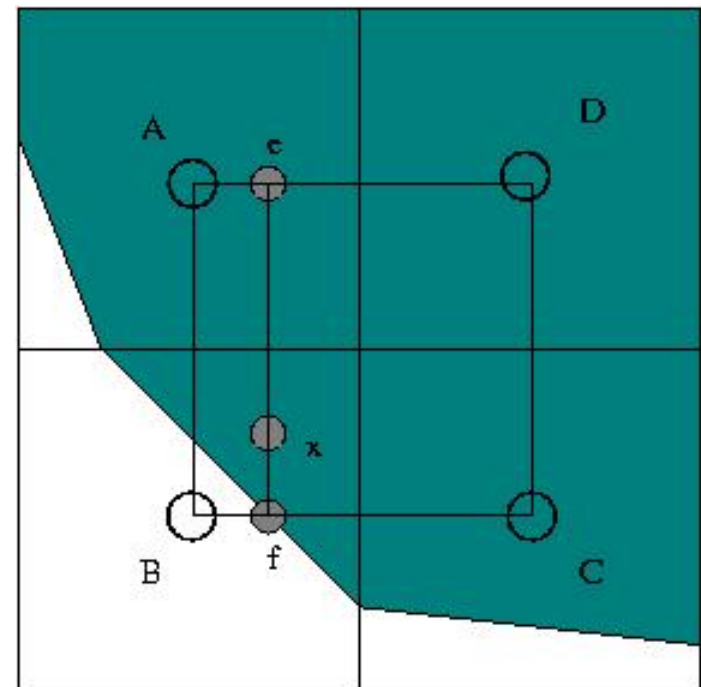
Figure 5. Illustration of flux error (X direction)

(4). 3D implementation



* Same principle as 2D

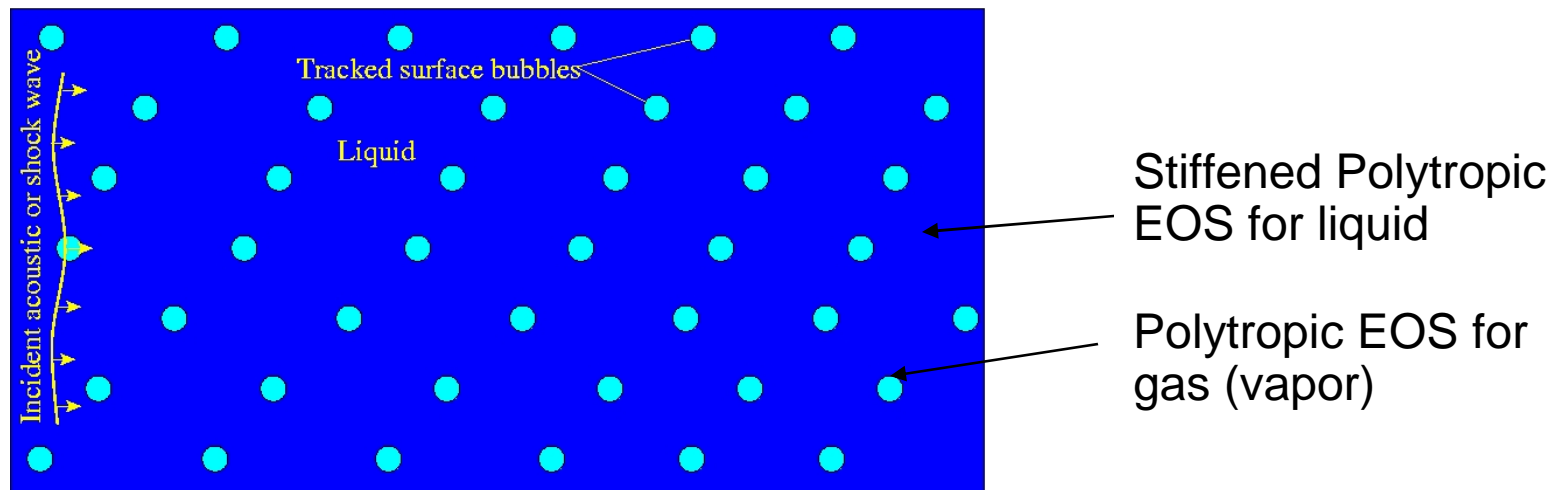
* Bilinear interpolation of flux



3. MHD Simulations

(1) Introduction of EOS models used

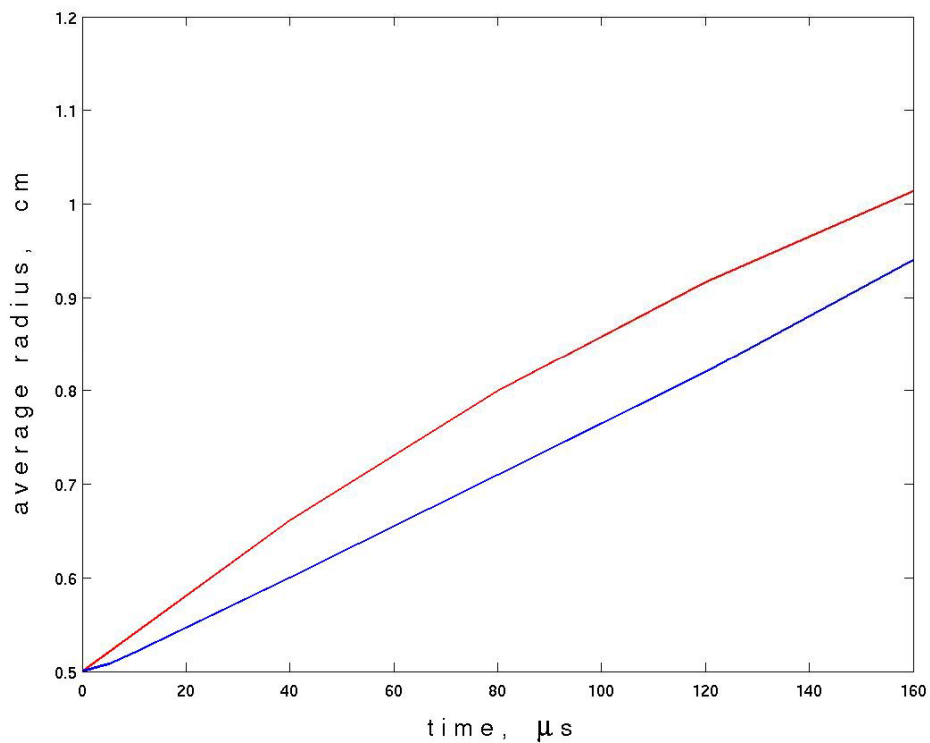
- **Heterogeneous method (Direct Numerical Simulation):** Each individual bubble is explicitly resolved using FronTier interface tracking technique.




- **Homogeneous EOS model.** Suitable average properties are determined and the mixture is treated as a pseudofluid that obeys an equation of single-component flow.



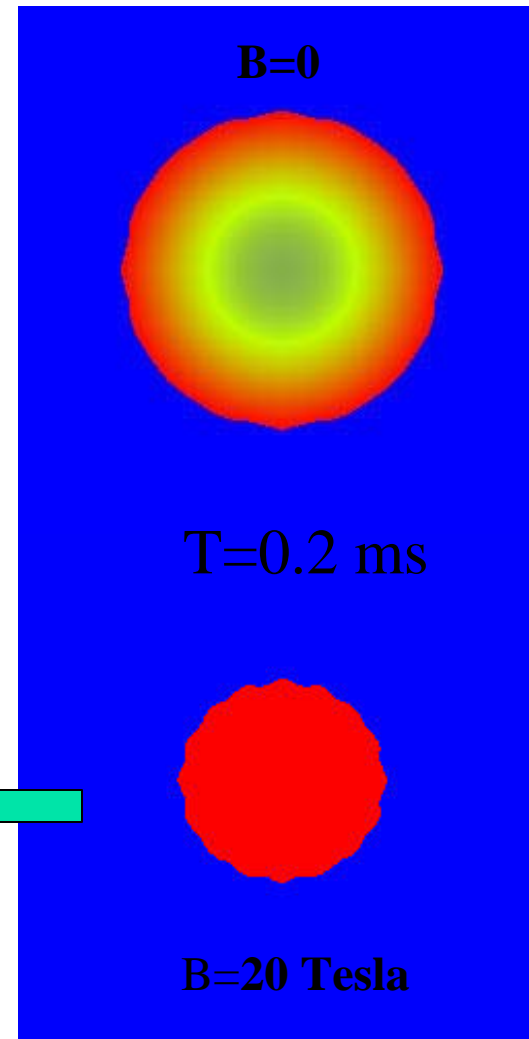

(2) Comparison of Jet expansion with two EOS models ($B = 0$)



— homogeneous
— heterogeneous



(3) Mercury Jet simulation with
S2phase EOS

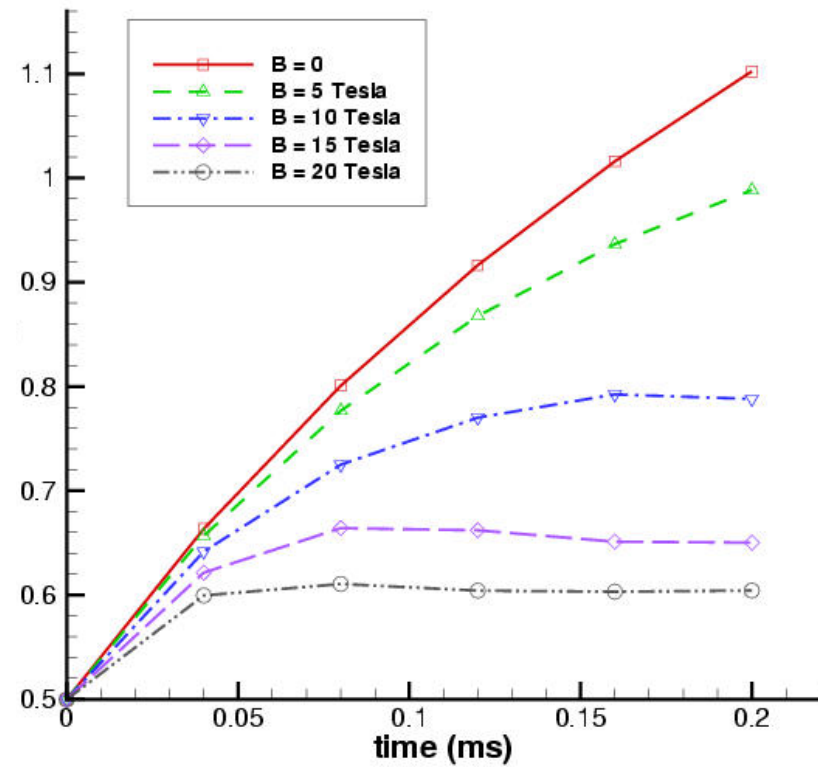
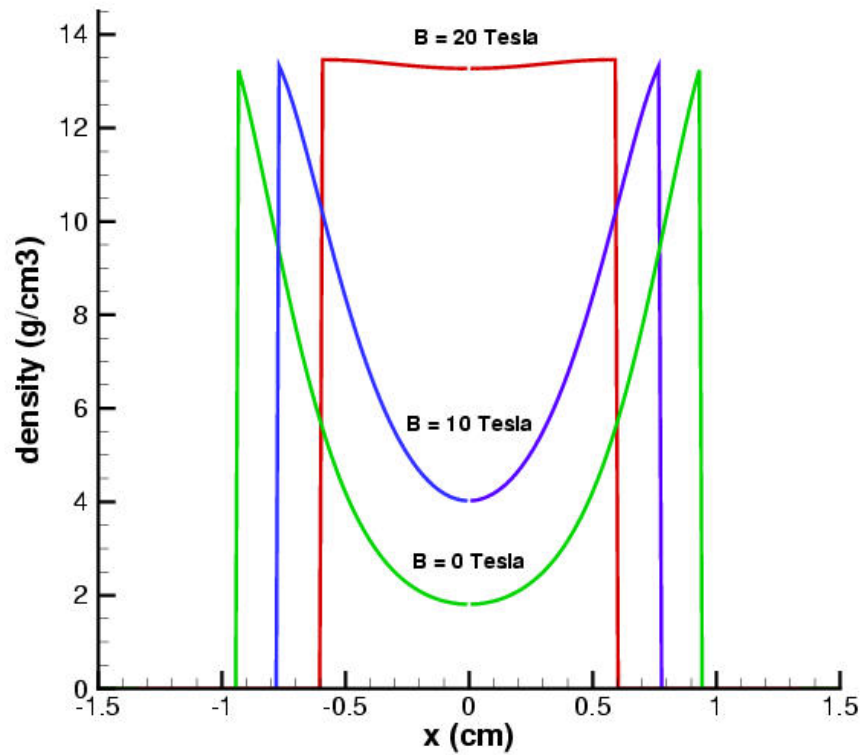


MERIT Project Review

December 12, 2005, BNL, Upton NY



(4) Mercury Jet Evolution and Density Distribution





4. Conclusions and Future plan

- * **Embedded Boundary Method for the 2D Neumann boundary elliptic equations are implemented into FronTier code and validated over geometrically complex domain. 3D implementation is finished and under testing.**
- * **Without magnetic field, the two EOS model give similar jet expansion speed. With magnetic field , the growth of the two-phase domain and jet expansion for homogeneous model are strongly restricted by the magnetic field.**
- * **The MHD running for 3D and heterogeneous model is under development.**