

New STIP PIE plan for tungsten and conceptual study for PIECE

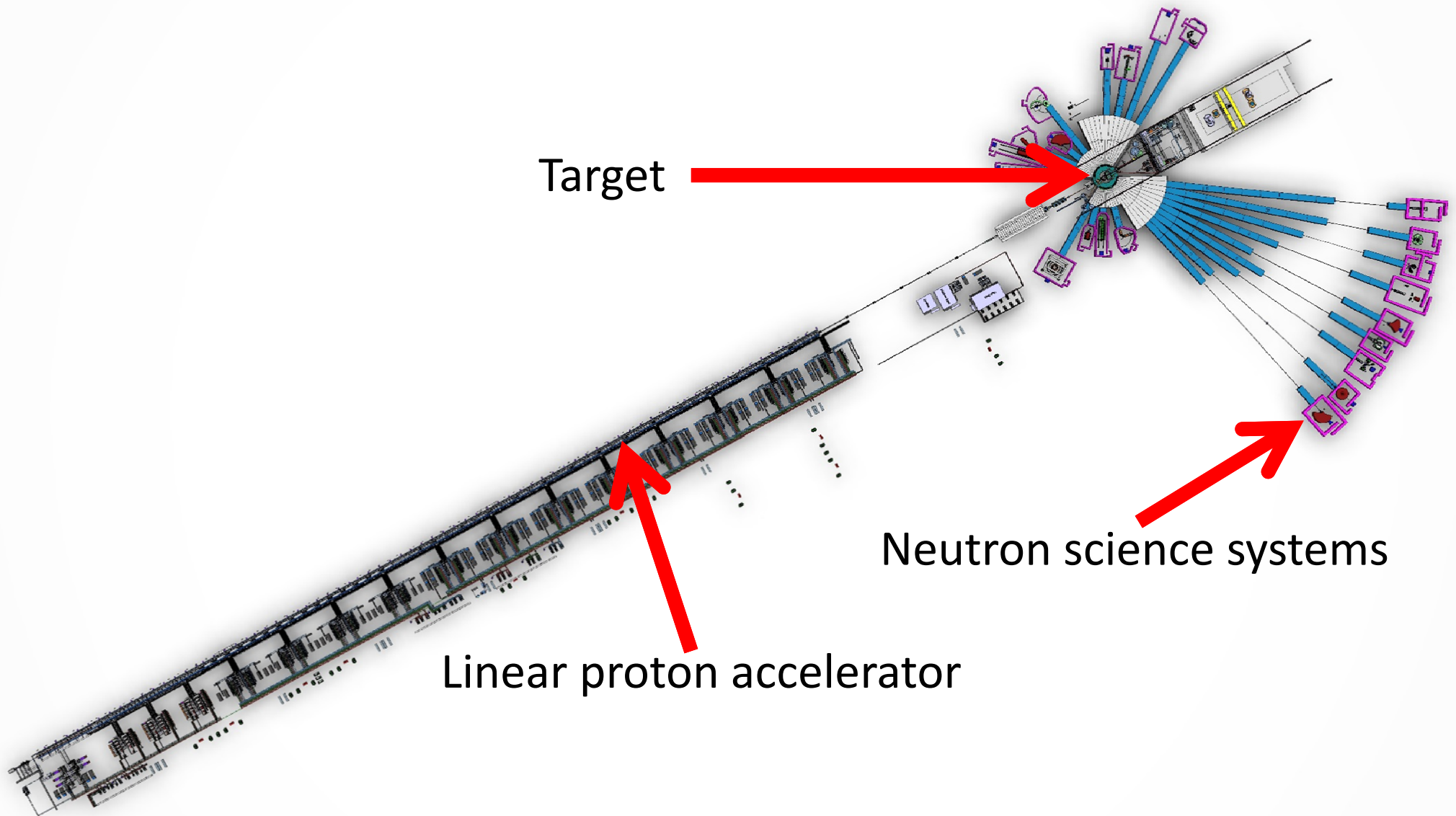
Yongjoong Lee

Target Division

www.europeanspallationsource.se

15-05-20

The ESS Machine Layout



ACCSYS: A 5 MW SCRF linac

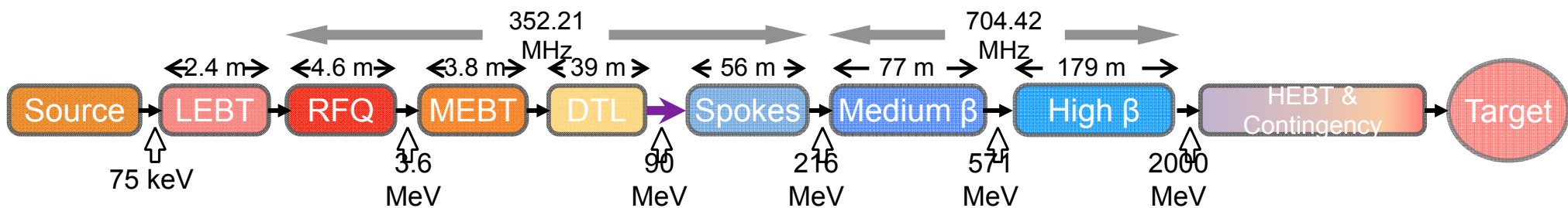
Design Drivers:

High Average Beam Power
5 MW
High Peak Beam Power
125 MW
High Availability
> 95%



Key parameters:

- 2.86 ms pulses
- 2 GeV
- 62.5 mA peak
- 14 Hz
- Protons (H⁺)
- Low losses
- Minimize energy use
- Flexible design for future upgrades



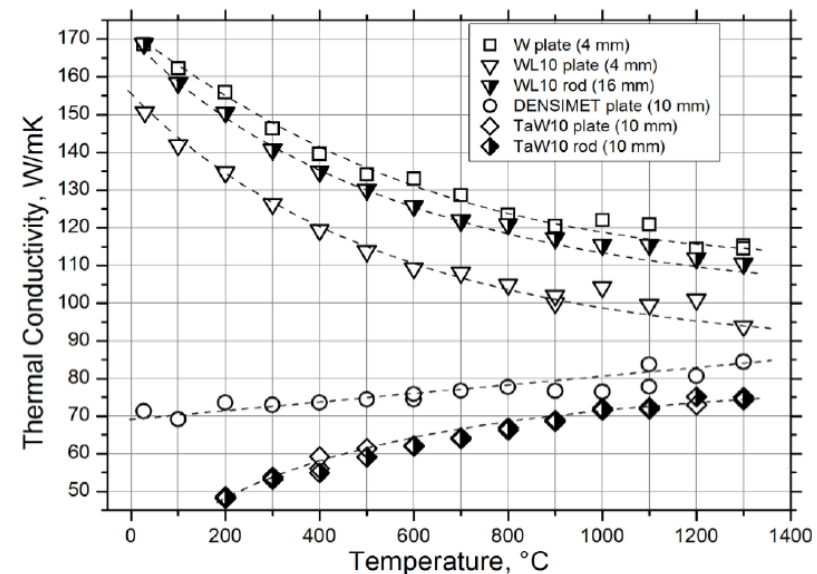
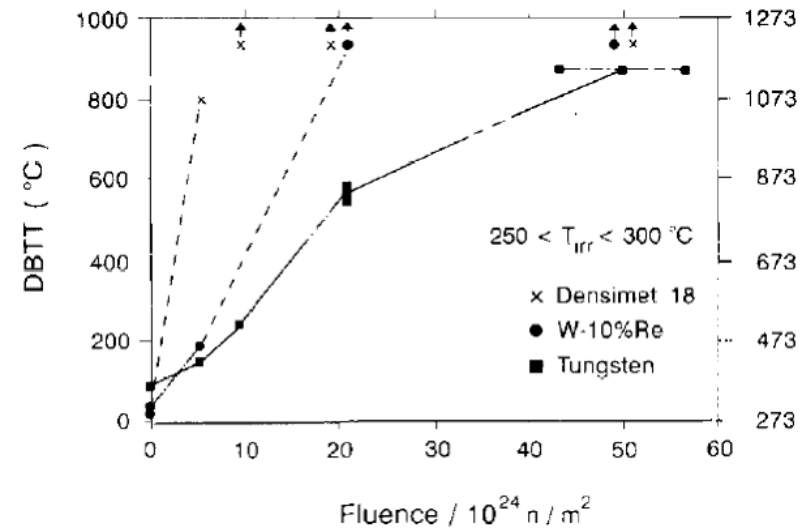
Spallation Material: Material Selection



- For better neutronic performance, the spallation volume must have high neutron production density.
 - Spallation material shall have high atomic number
 - Spallation material shall have high density
 - The material must be affordable, preferably with operational track records at other spallation sources.

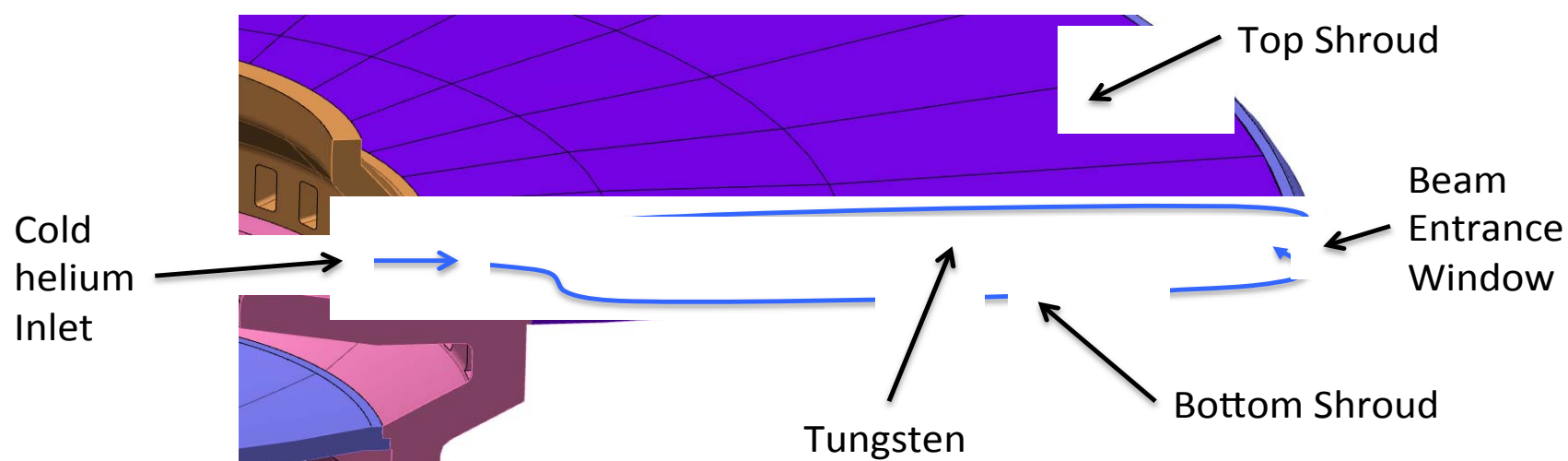
Spallation Material

- Pure tungsten is chosen to be the spallation material at ESS:
 - Lower DBTT than W-10%Re for $DPA > 0.3$ [H. Ullmaier, F. Carsughi, NIM-B 101, 1995]
 - Higher thermal conductivity than other W-alloys [M. Rieth et al, Tech- Rep.-KIT]
 - Tantalum has a higher volumetric decay heat and lower neutron production density.



ESS Spallation Target

- Rotating tungsten target
 - Helium coolant at 1.0 MPa
 - Wheel diameter: 2.5 m
 - Tungsten slabs in 36 segments
 - Rotation speed: 23.3 rpm

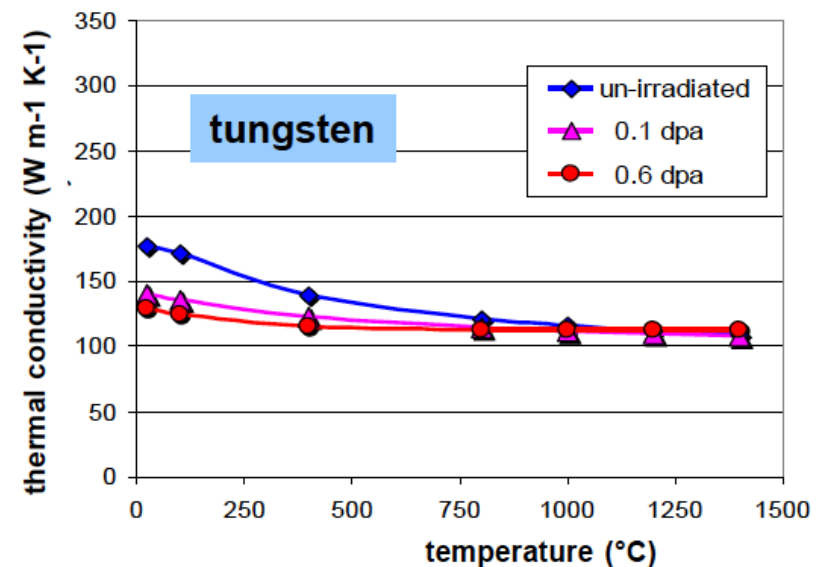


Issues on tungsten material at ESS

- Thermal fatigue caused by beam pulses and beam trips
- Tungsten oxidation and release of radioisotopes
- Radiation Damage:
 - Reduced or no ductility
 - Reduced thermal conductivity

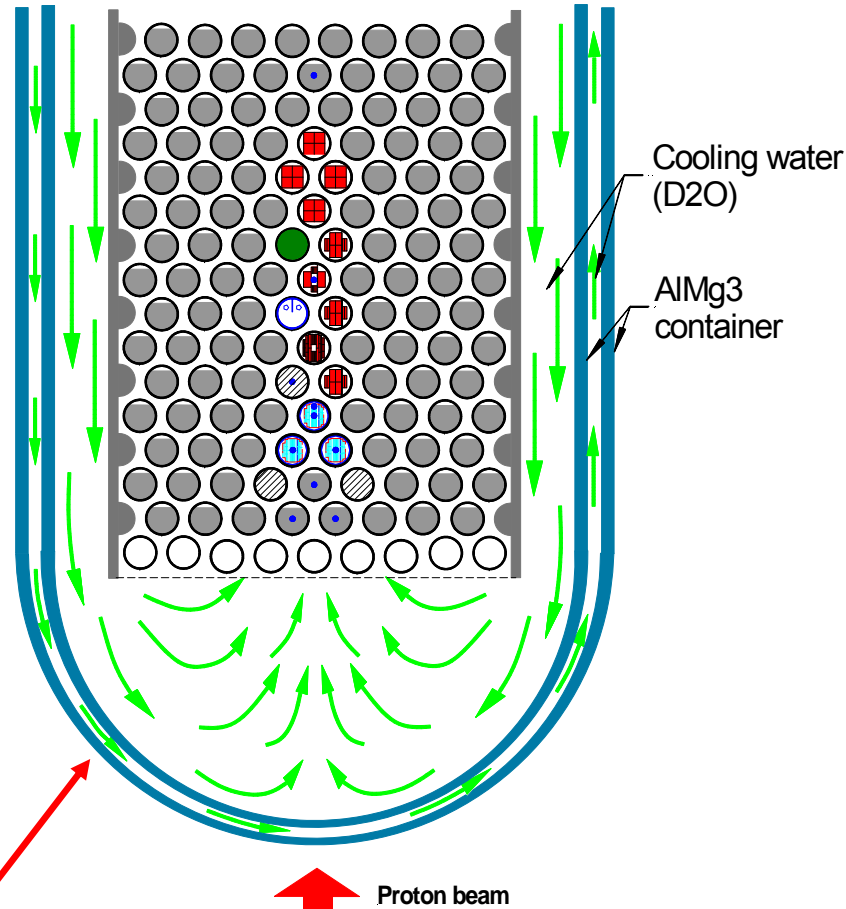
	Unirradiated	As irradiated	1050°C 1 h	1200°C 1 h
Tensile yield stress [MPa]	580	150	260	810
Total elongation [%]	10	*	*	4

Effect of irradiation on tensile strength at 500 C ($T_{\text{irrad}}=700$ C, ~ 2 dpa) [H. Ullmaier, F. Carsughi, NIM-B 101, 1995]



[J. Linke et al. First meeting of CRP on irradiated tungsten, Vienna, 26-28 Nov 2013]

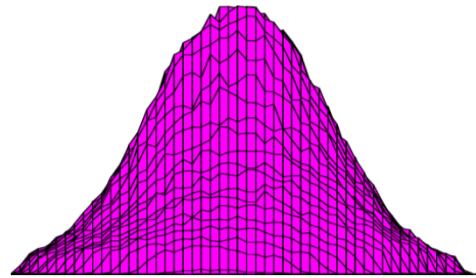
SINQ Target (Y. Dai)




Cooling water (D2O)

AlMg3 container

Proton beam

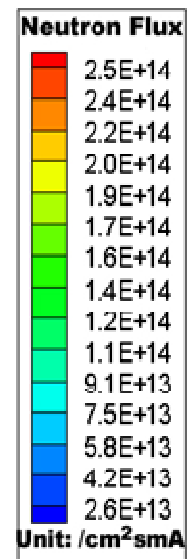
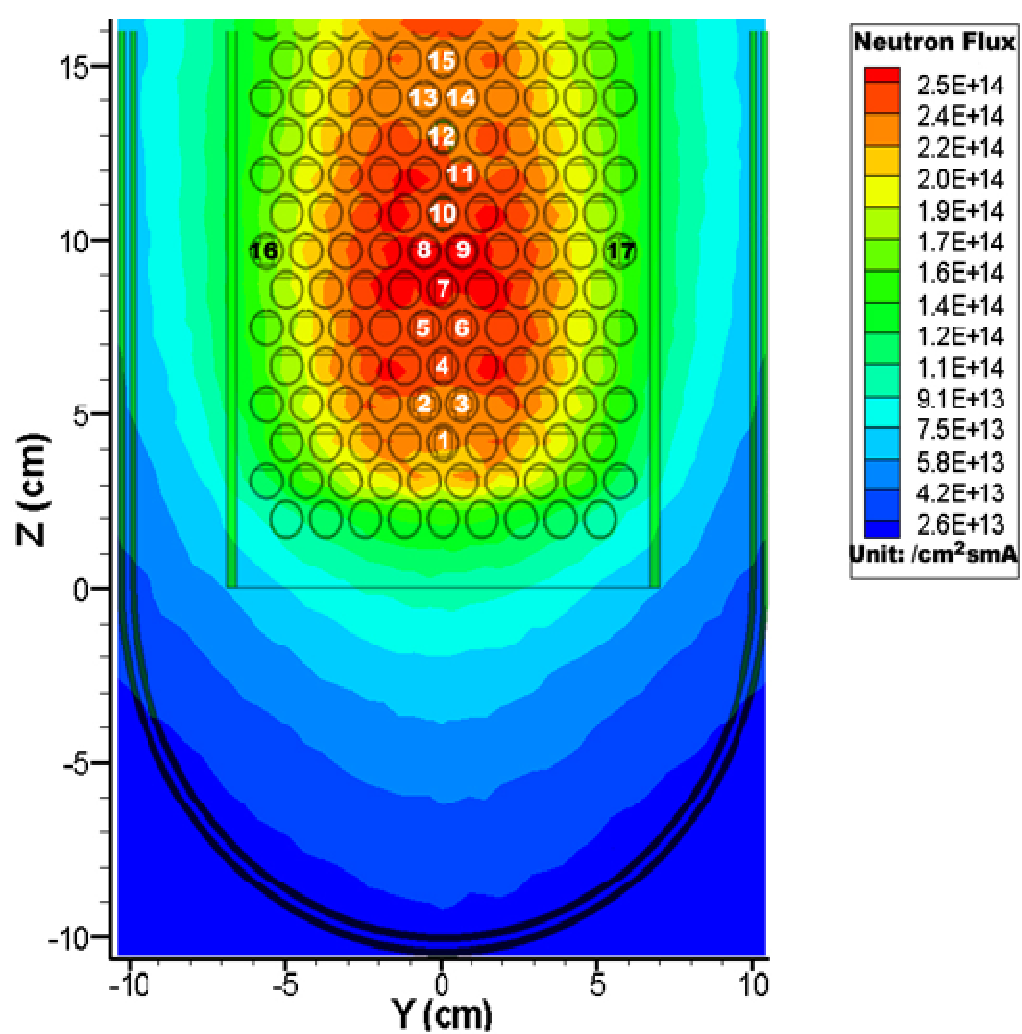

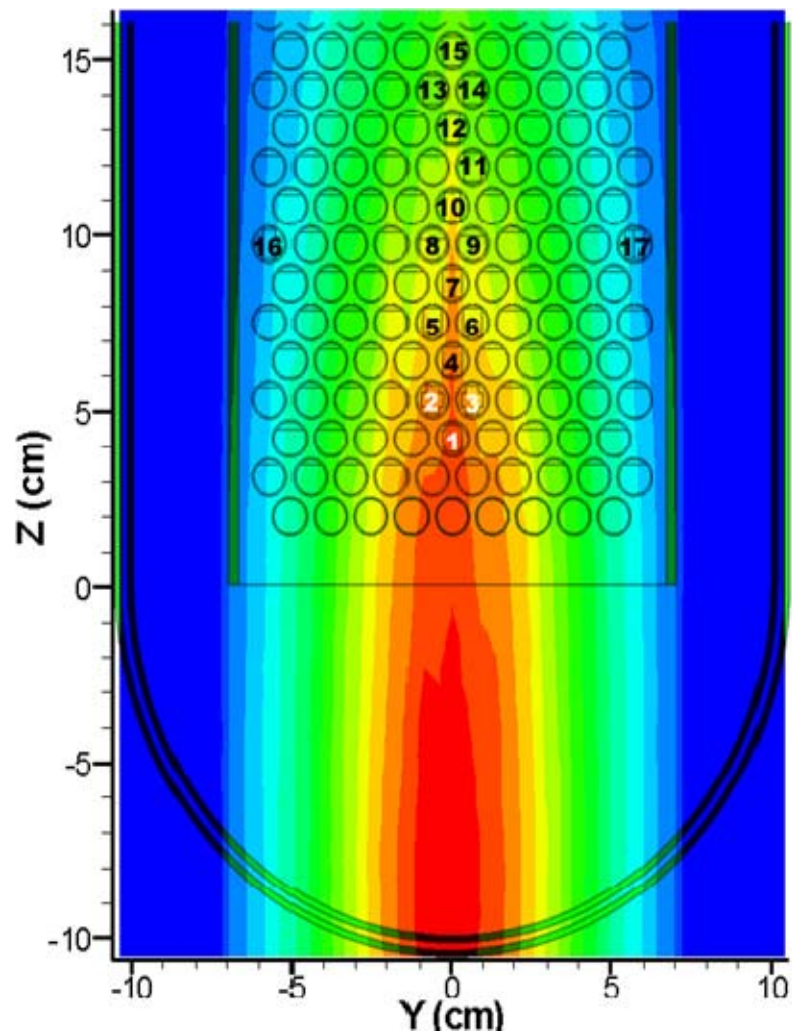


$\sigma_x \sim 3.5\text{cm}$, $\sigma_y \sim 2\text{cm}$



~360 Pb rods with SS / Zy-2 tubes

Proton and neutron flux distribution (Y. Dai)




PIE Plan using STIP (SINQ Target Irradiation Program) tungsten specimens




STIP	Irradiated Period	Total p ⁺ Charge	Tungsten Type	Dimension	Quantity	Irradiated Condition
STIP-V	2007-2008	9.83 Ah	Rolled W for CSNS	60 × 8 × 1 mm ³	2	5-28 dpa at 100-800 °C
STIP-VI	2011-2012	13.16 Ah	Rolled W from Goodfellow	27 × 5(6) × 0.5 mm ³	52	5-25 dpa at 100-600 °C
STIP-VII	2013-2014	-	Rolled W from a Chinese company	bend bar	10	5-35 dpa at 100-600 °C
		-		rod with HIP'ed cladding	9	5-35 dpa at 100-600 °C
		-		HIP'ed full rod	1	5-35 dpa at 100-600 °C
		-		canned full rod	1	5-35 dpa at 100-600 °C
		-		HIP'ed W from KIT	5	5-35 dpa at 100-600 °C
STIP-VIII	2015-2018	-	To be defined by June 2014	TBD	TBD	TBD

7 Pieces of tungsten sheets in Rod 5 of STIP-5 (Y. Dai)



The 5 larger pieces are about 15-20 mm long.

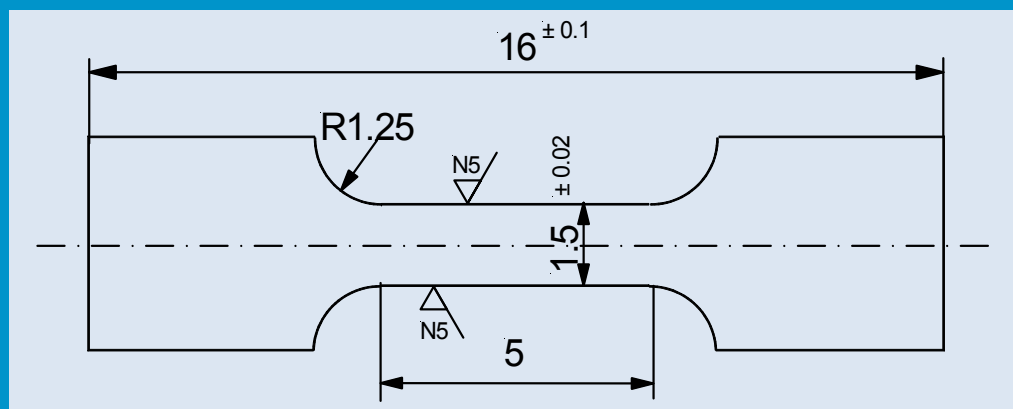
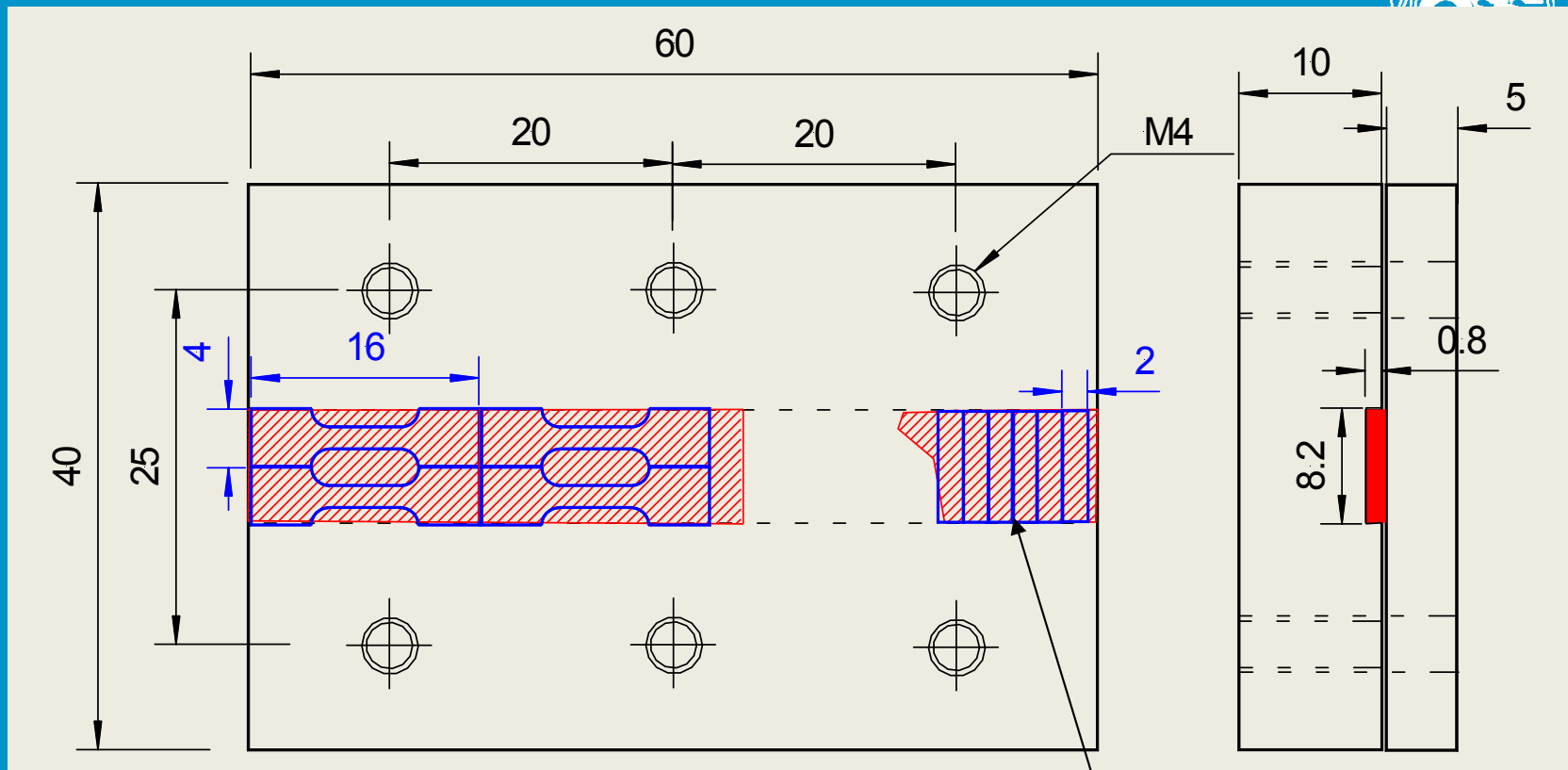
2 Pieces of tungsten samples in Rod 3 of STIP-5 (Y. Dai)



Samples from the 2 Pieces of tungsten sheets in Rod 3 of STIP-5 (Y. Dai)



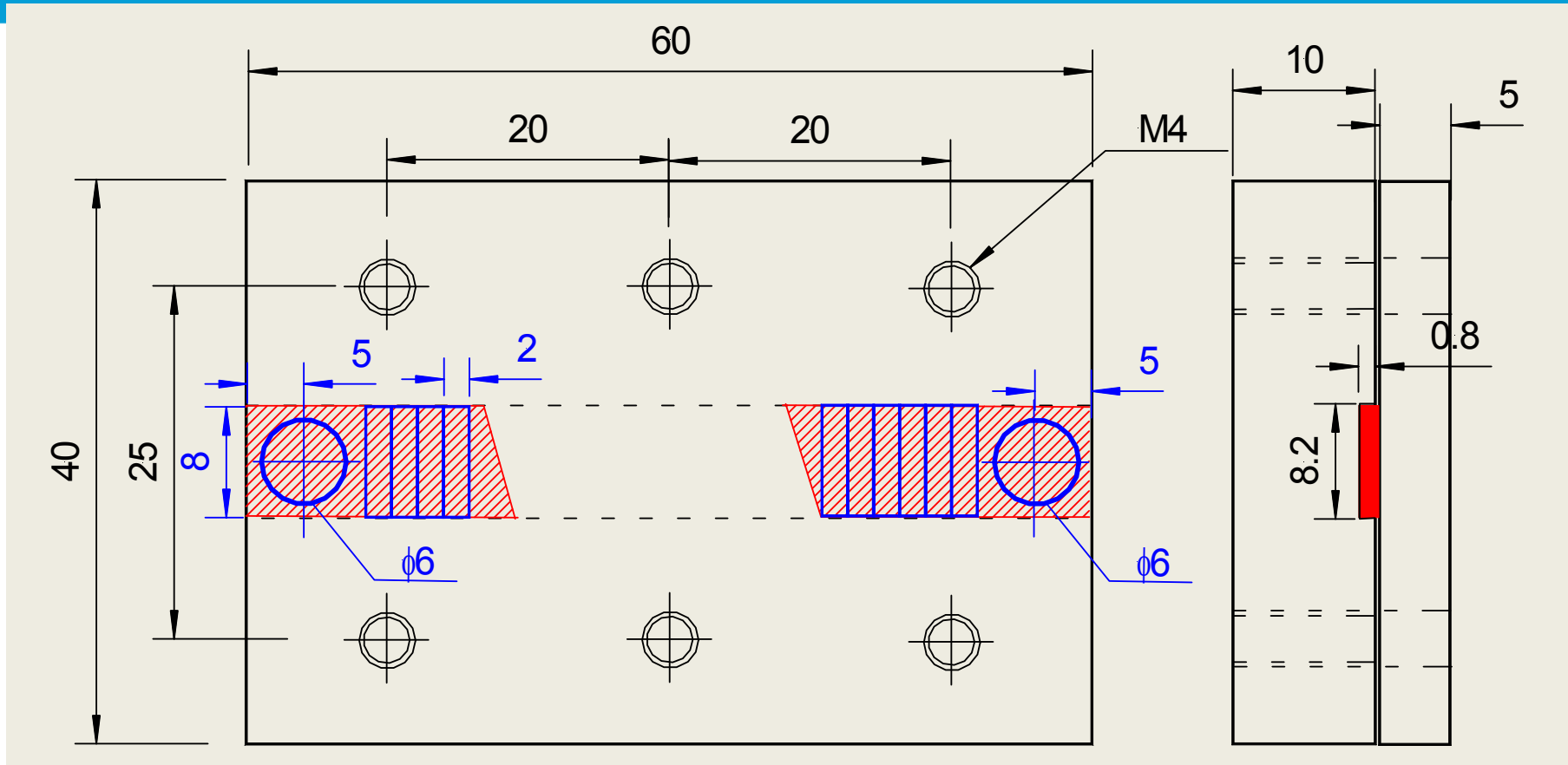
EUROPEAN
SPALLATION
SOURCE



~ 6x small bend samples
Size: 8x2x1 mm

Tensile samples

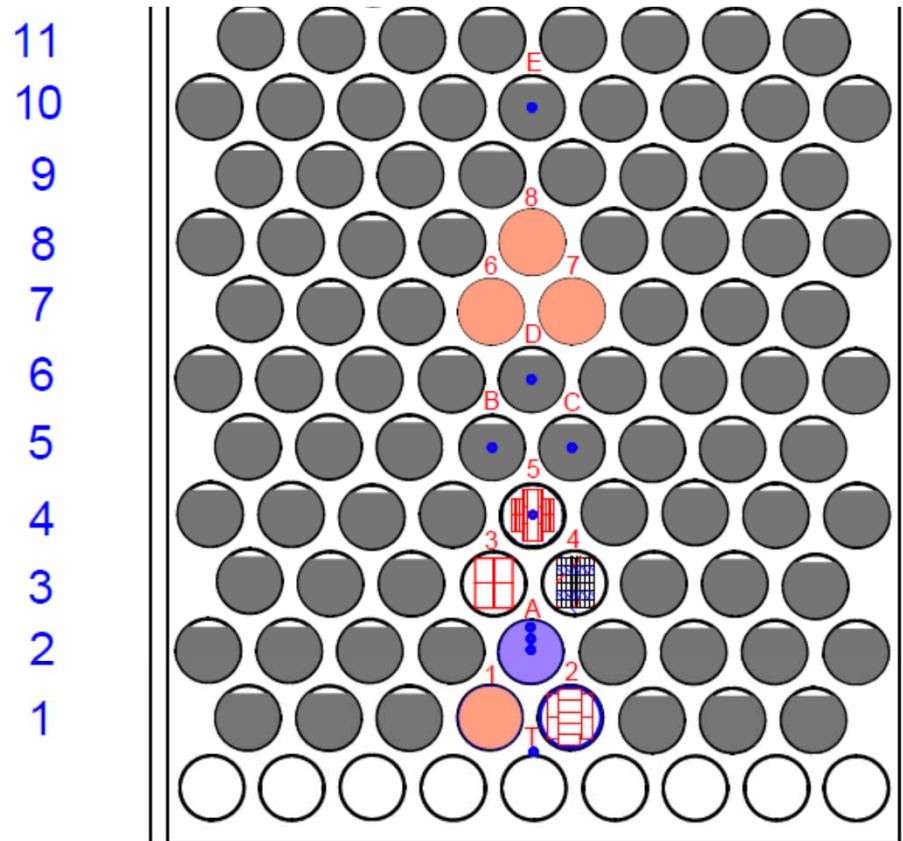
Sample from the 7 Pieces of tungsten samples in Rod 5 of STIP-5 (Y. Dai)



For the 5 larger pieces, one 6mm diameter disc and 4-6x bend samples of 8x2 mm will be cut from each piece.

Irradiate W samples in STIP-VII (Y. Dai)

Irradiation: 2013-2014, PIE: 2016 -



Proton beam

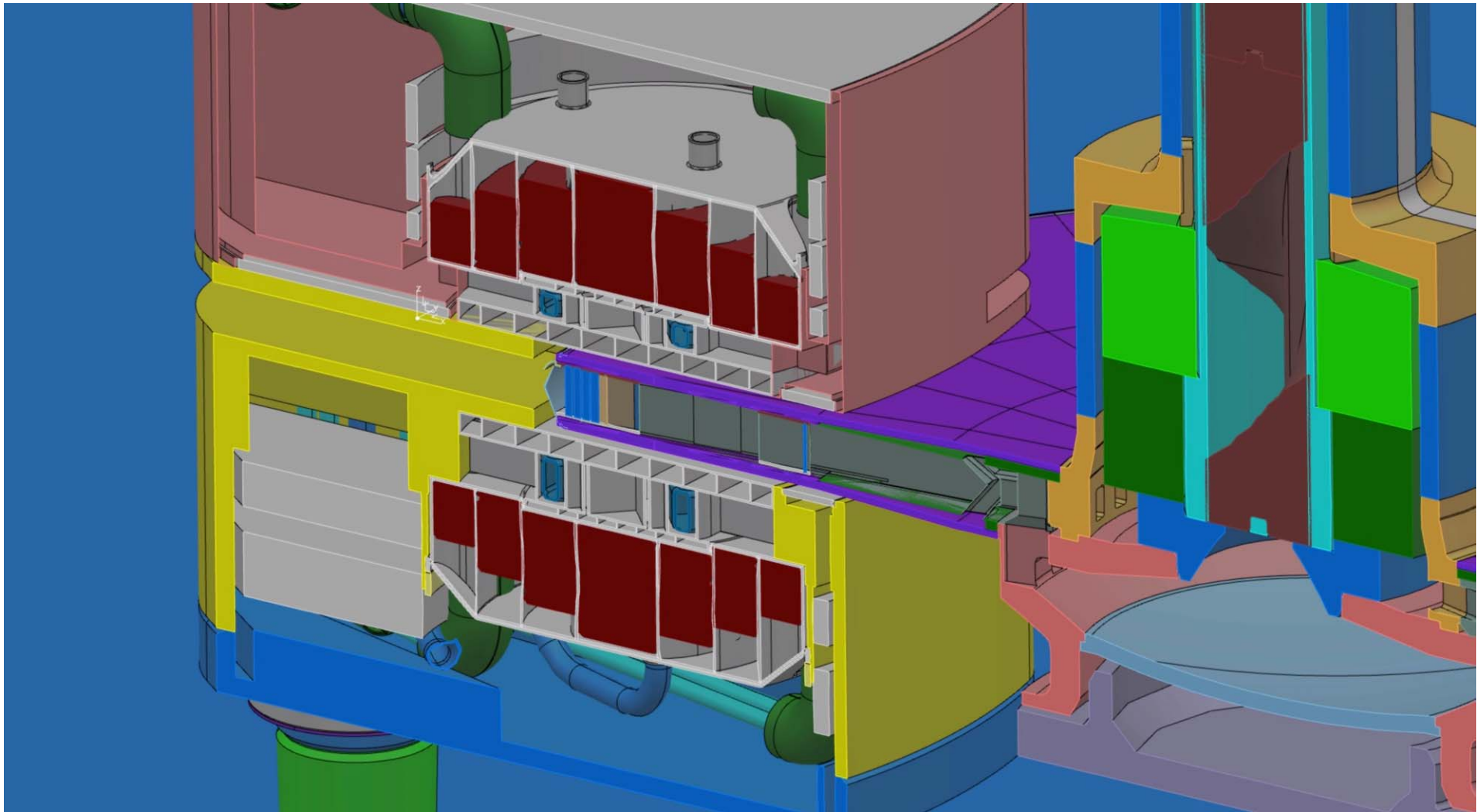
Rod	Samples
T	Tube with 1x TC
A	Zircaloy rod with 3x TC
B-E	Target rods with 1x TC each
1	W - with Ta, Zy, SS, HIP'ed
2	Bend bar, UCSB
3	Steels, Charpy
4	Steels, tensile (LT)
5	Steels, tensile (ST) and TEM
6	W, full rod, canned + He
7	W, full rod, canned + Pb filler
8	W+Ta HIP'ed
9	W, Steel, Bend Bars
10	Steels, Charpy
11	Steels, Charpy
12	Steels, bend bar
13	Steels, tensile (LT)
14	UCSB
15	UCSB
16	Steels, tensile (LT)

PSI, DY, 2012.11.3

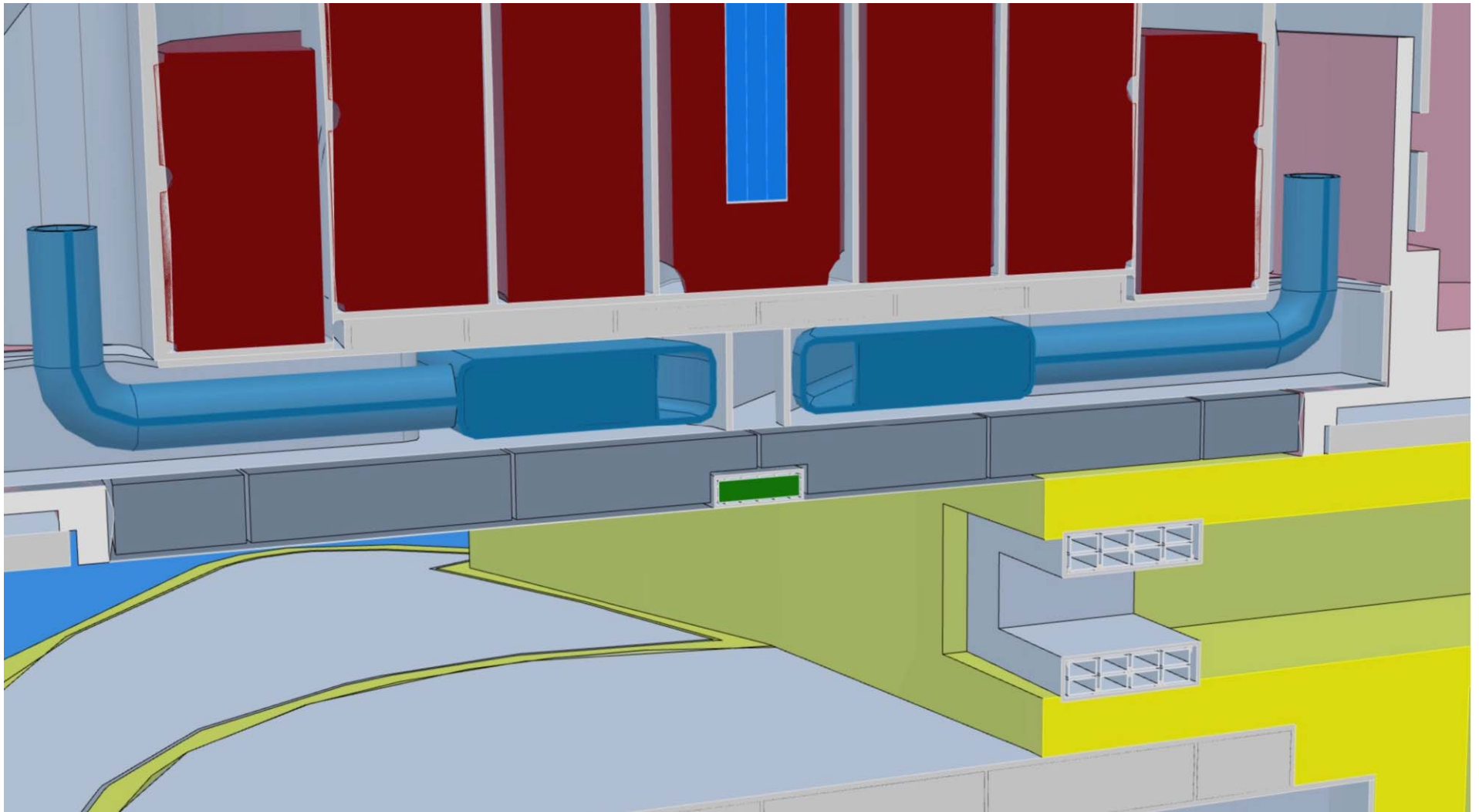
Summary: STIP tungsten specimens

- A series of STIP tungsten specimens PIEs are planned.
- The PIEs will be supplemented by small-scale cold and hot materials tests.
 - Fatigue tests
 - Oxidation tests in inert gas
 - Thermal cycling tests
 - Coating evaluation
 - Tungsten release factor

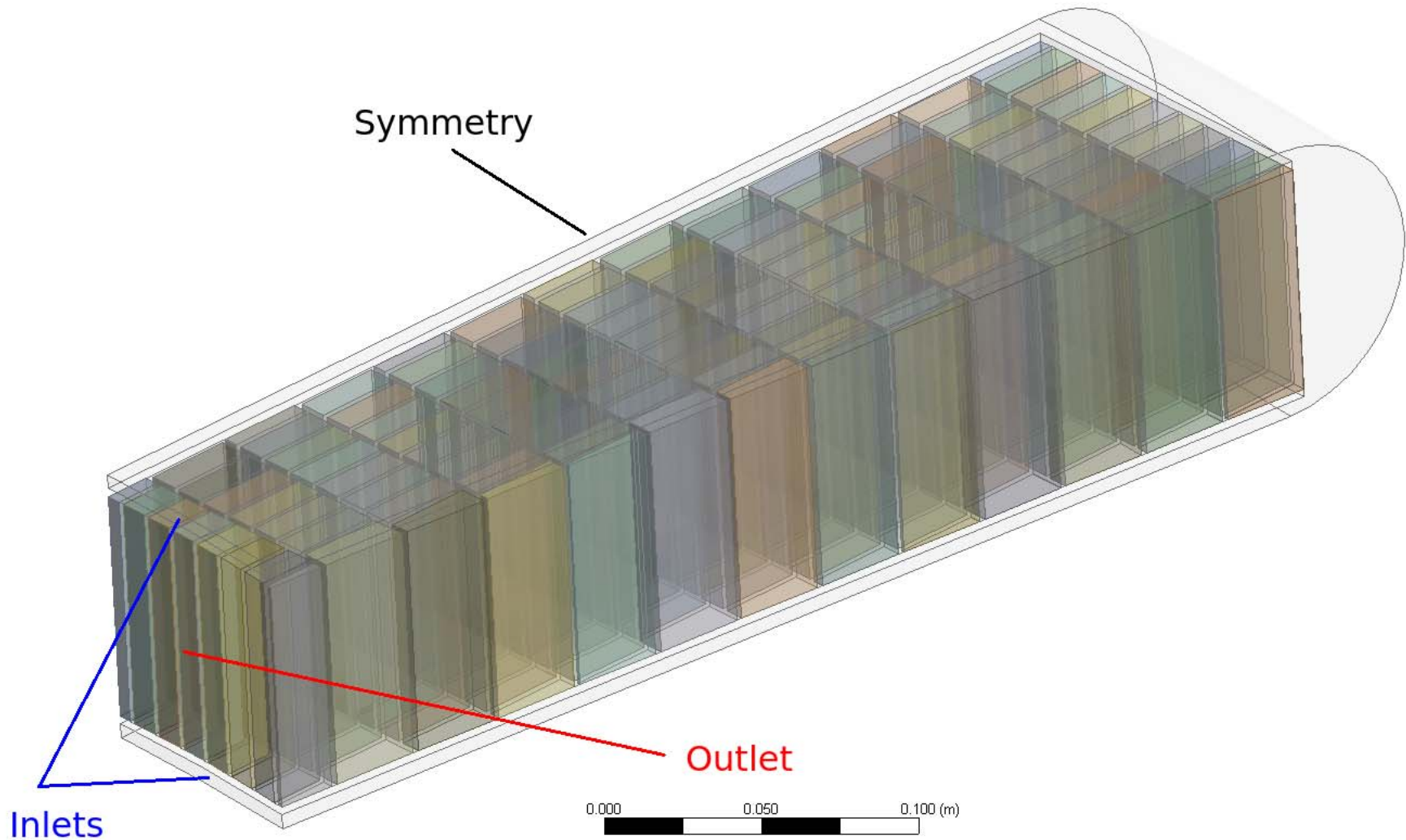
Irradiation Module Feasibility Study



Irradiation Module Feasibility Study



Irradiation Module Feasibility Study

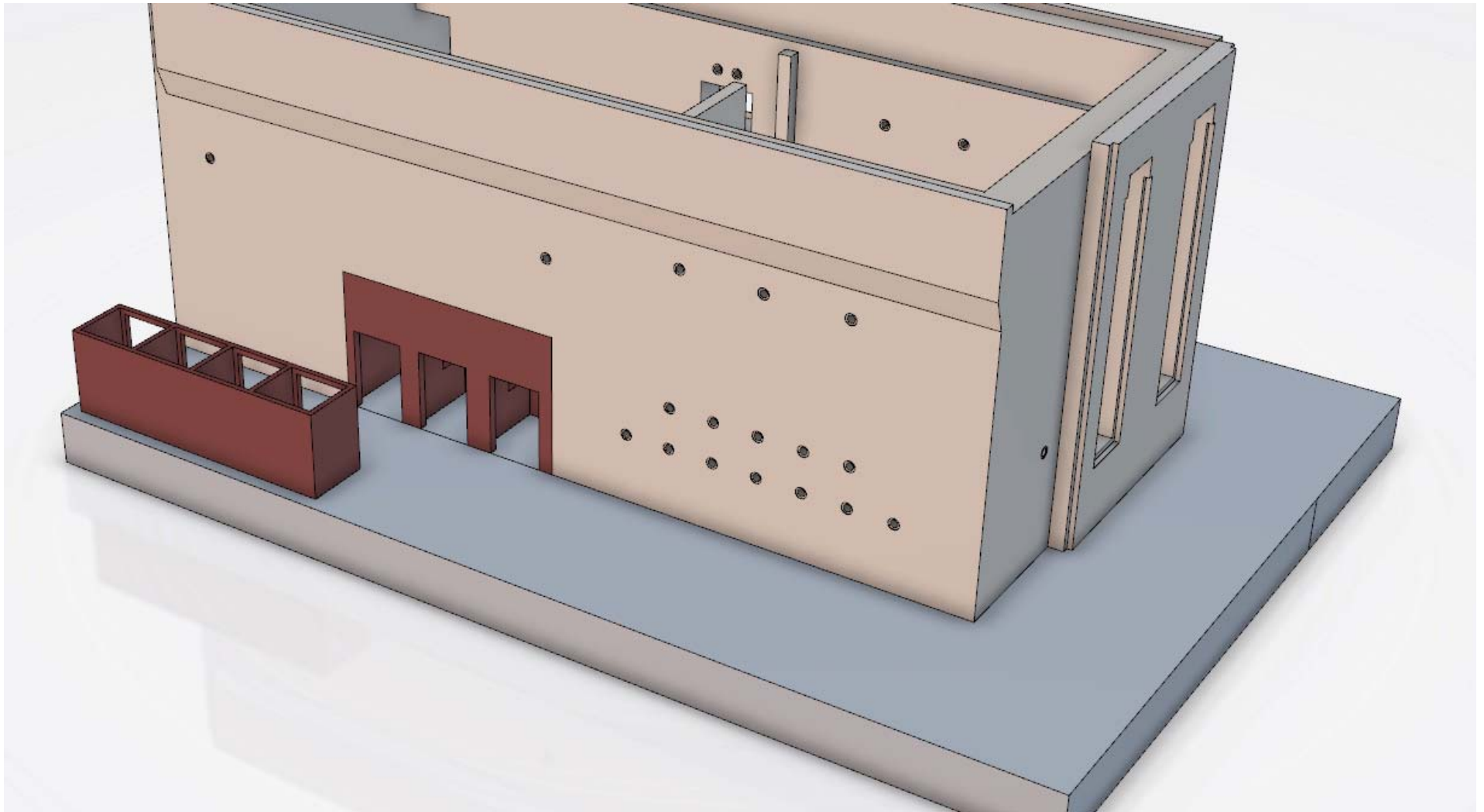


Irradiation Module Feasibility Study

- Four locations are identified for implementing irradiation modules for materials research
- The passive modules in the beryllium reflector and in the spallation target are within the allocated budget.

Location	Dominant particles	Estimated dose rate	Estimated He appm/dpa
Thermal moderator	Fast neutrons	7-14 dpa/GW-d	10 - 20
Target upstream	Fast neutrons with halo protons	2-8 dpa/GW-d	10 - 100
Beryllium reflector	Thermal neutrons	1.0E22 n/cm ² /GW-d	< 10
Spallation target	Protons and fast neutrons	1.0 dpa/GW-d	> 10

Feasibility of **PIE** Cells at **ESS**



- A series of PIEs are planned on STIP tungsten specimens.
- Conceptual design of irradiation modules are under way.
 - A low budget modules will be realized during the construction phase.
- Conceptual design of PIE cells are under way.
 - Space allocation with appropriate preparation for the floor loading will be done during the construction phase.
- The feasibility/justification of chip irradiation facility is under investigation.