

# Front End G4beamline simulation update

Pavel Snopok  
University of California Riverside

September 14, 2010

# More statistics + comparison with ICOOL

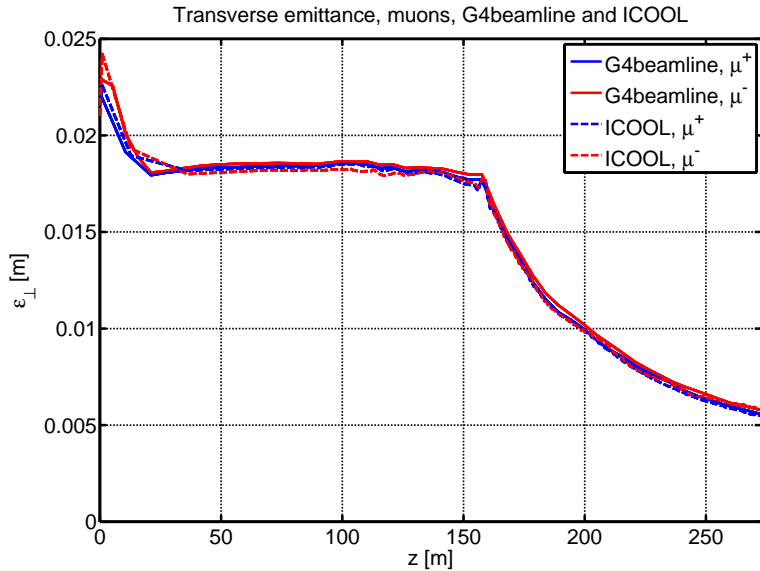
I show the results of comparison of G4beamline and ICOOL for:

- G4beamline: all the particles I get from Harold (354269 positives and 142193 negatives) corresponding to  $4e5$  PoT.
- ICOOL:  $1e5$  positive particles and  $1e5$  negative particles (more particles get harder to manage, 100000 of each sign should be enough).
- Muon beam emittances are shown in the next few slides as well as particle yields per incident proton.

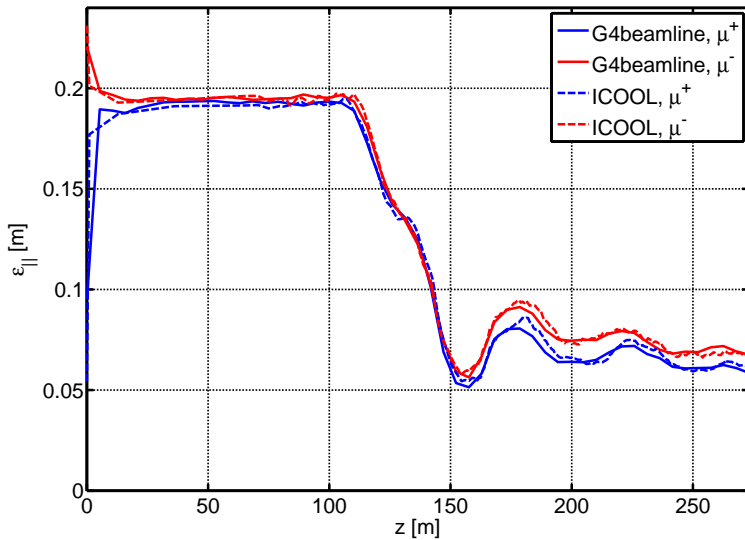
Energy deposition study in G4beamline is underway.

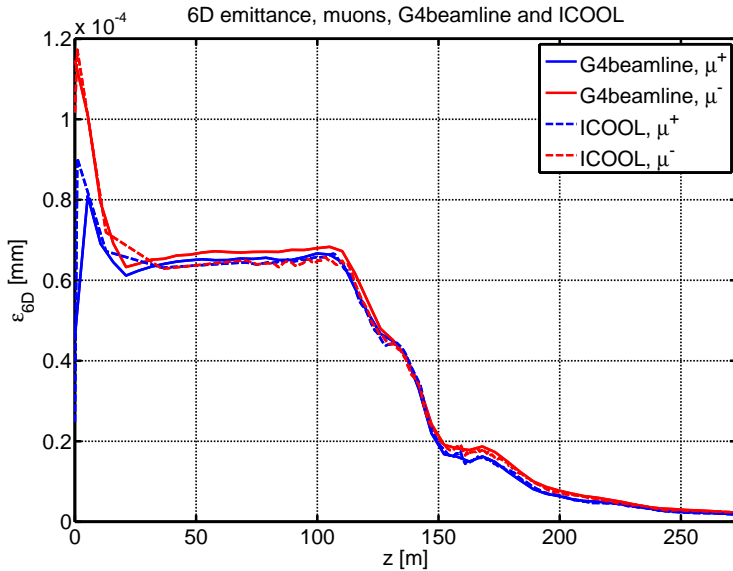
All numerical results are available at

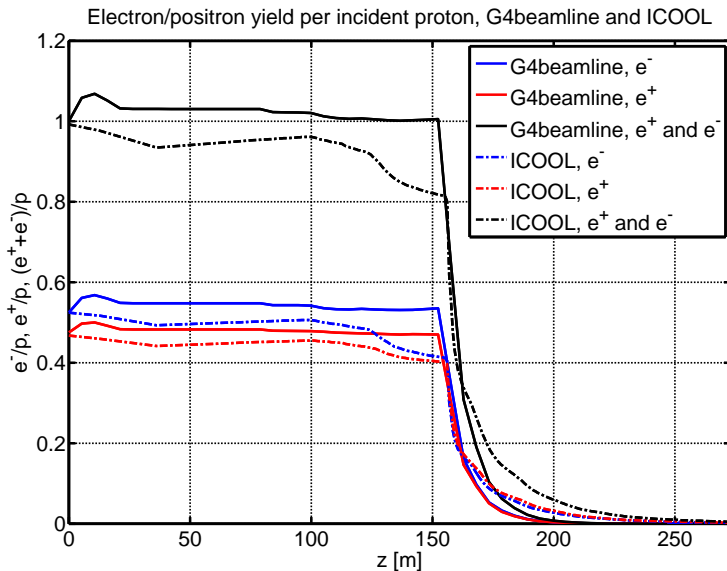
<http://muon.ucr.edu/~snopok/frontend>. If you need particular data files, let me know and I'll make them available too (some can be huge).

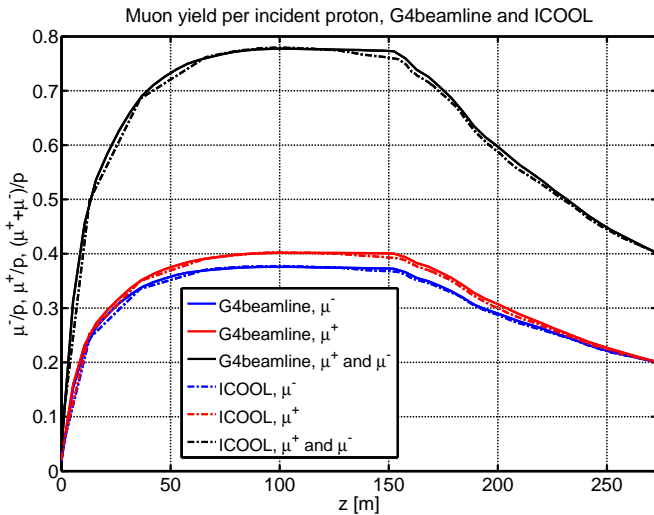


Longitudinal emittance, muons, G4beamline and ICOOL

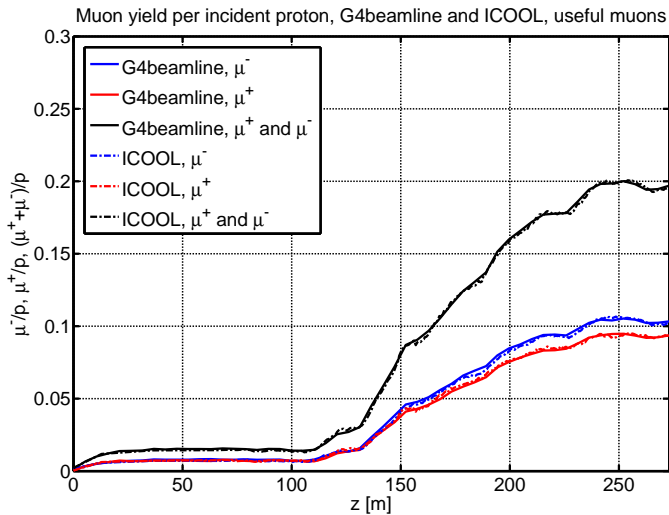






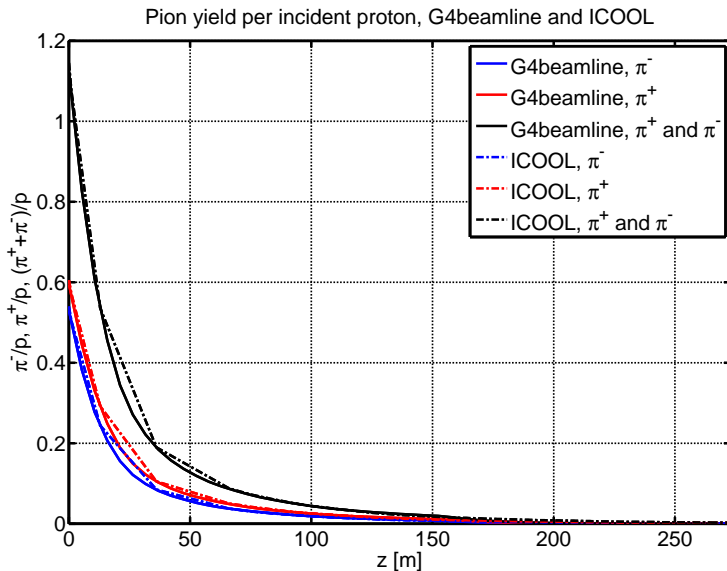


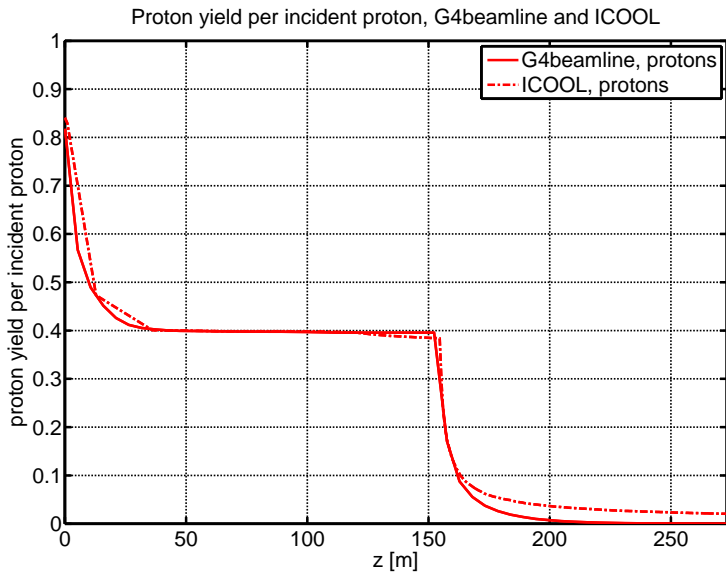
All muons



Useful muons ( $p \in [100, 300]$  MeV/c, trans. cut 0.03, long. cut 0.15)







# Comments/concerns

## Comments:

- Emittances, muon and pion yields show very good agreement between the two codes.
- Some discrepancy in the beginning of the channel (0 to 70 m) for pions and protons is not an issue, just a lack of points on the ICOOL graph.

## Concerns:

- Why electron/positron yields differ so much between G4beamline and ICOOL?
- What causes the difference in proton yield between G4beamline and ICOOL in the cooler ( $z > 154$  m)?