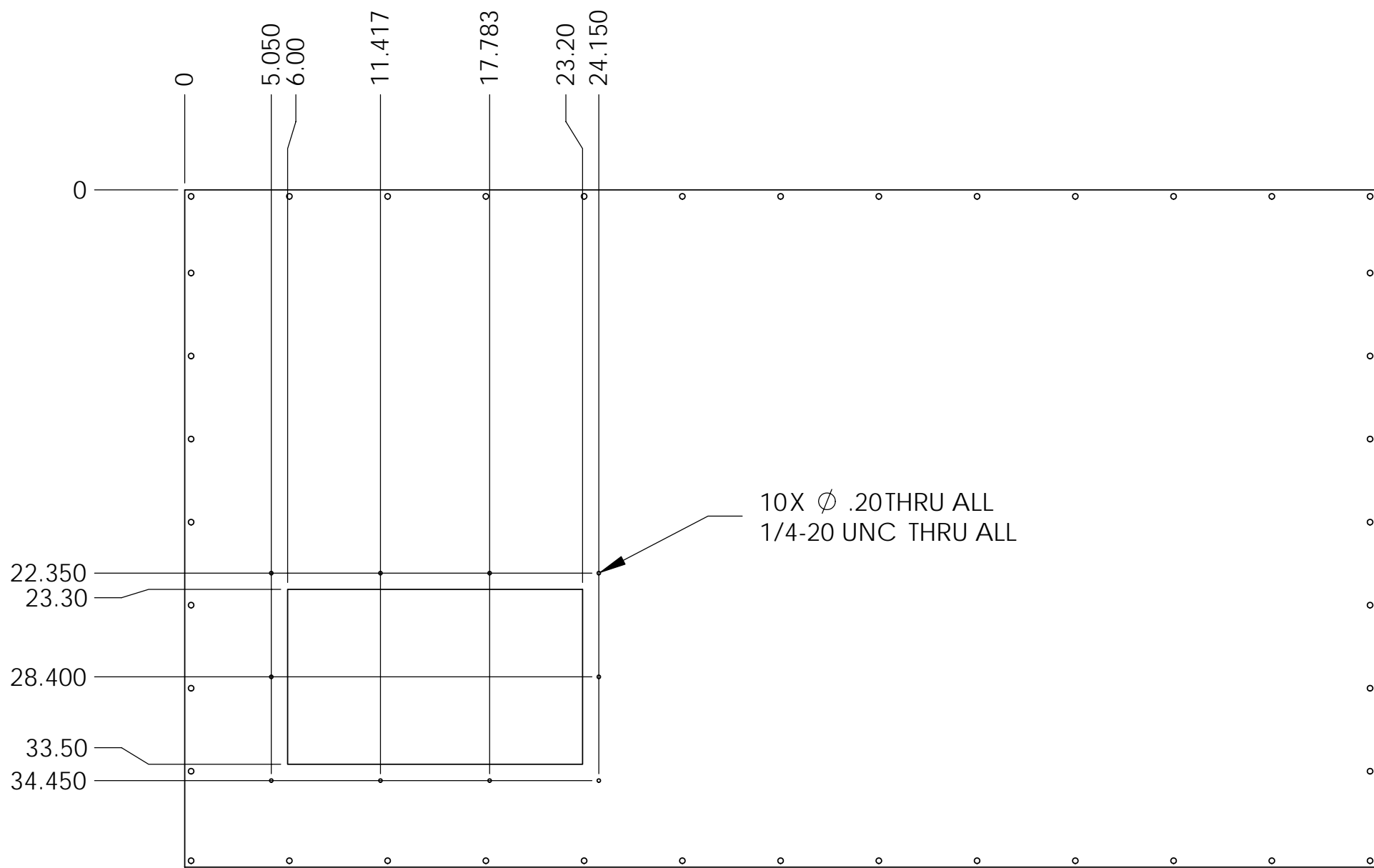
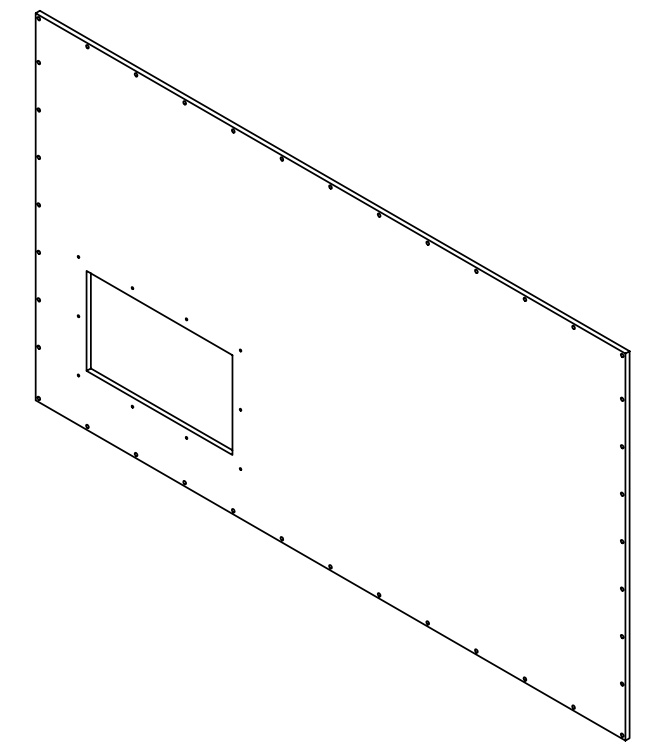
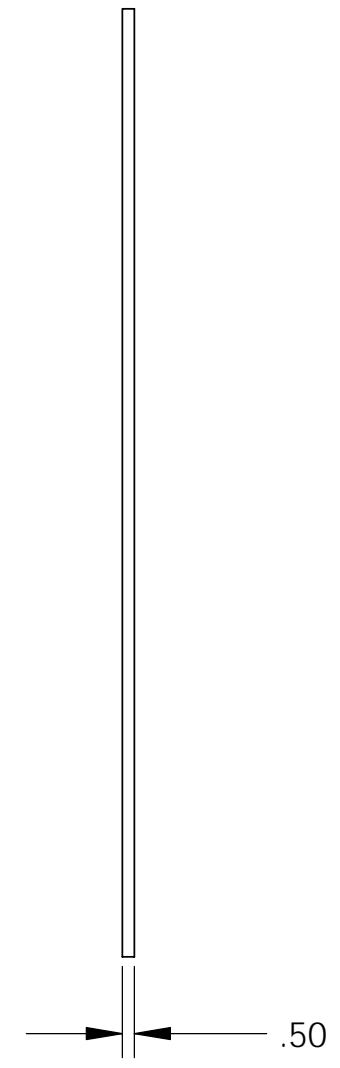
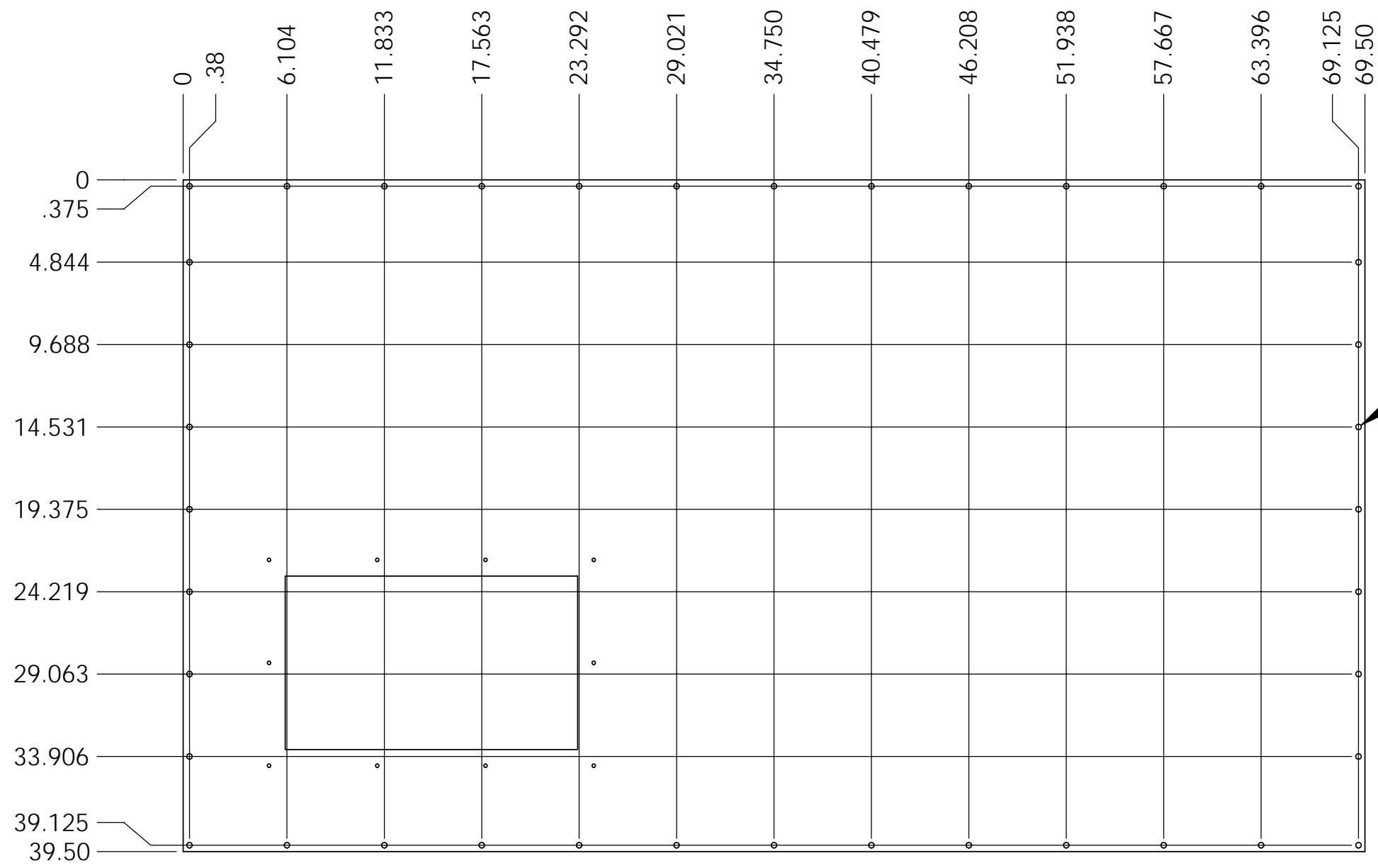


NOTES

1. MATERIAL CERTIFICATIONS REQUIRED



MATERIAL: LEXAN - 1/2"

<p>THIRD-ANGLE PROJECTION</p>	This drawing was prepared by ORNL solely for use in work performed under Department of Energy contract number DE-AC05-00OR22725 and applicable Work for Others Agreements and Cooperative Research and Development Agreements. This drawing is property of ORNL and must be returned upon request.		<p>OAK RIDGE NATIONAL LABORATORY operated for the U.S. Department of Energy under contract DE-AC05-00OR22725 Oak Ridge, TN</p>			
	UNLESS OTHERWISE NOTED 1. ALL DIMENSIONS ARE IN INCHES 2. INTERPRET DIMENSIONS AND TOLERANCES PER ASME Y14.5M 3. MACHINED FINISH 125 MICRO-INCHES RMS 4. CONCENTRICITY .010 TIR 5. MACHINED ANGLES ±1/2° 6. BREAK SHARP CORNERS AND REMOVE ALL BURRS 7. WHOLE NUMBERS AND FRACTIONS ±1/16 8. X DECIMALS ±.030 9. XX DECIMALS ±.010 10. XXX DECIMALS ±.005		<p>REMOTE SYSTEMS GROUP NUCLEAR SCIENCE & TECHNOLOGY DIVISION</p>			
DES	V GRAVES	06/09/2005	<p align="center">MERIT EXPERIMENT SECONDARY CONTAINMENT ASSY SECONDARY CONTAINMENT TOP COVER</p>			
DRW	T OQUIN	06/09/2005				
CHK						
ENG	V GRAVES	06/09/2005				
QA			CAD FILE	PREV ASSY	SCALE	SHEET
			SEC TOP COVER HJT	203-HJT-0700	1:8	1 of 1
DRAWING APPROVALS		DATE	SIZE	DWG NO.	REV	
			C	203-HJT-0702	A	