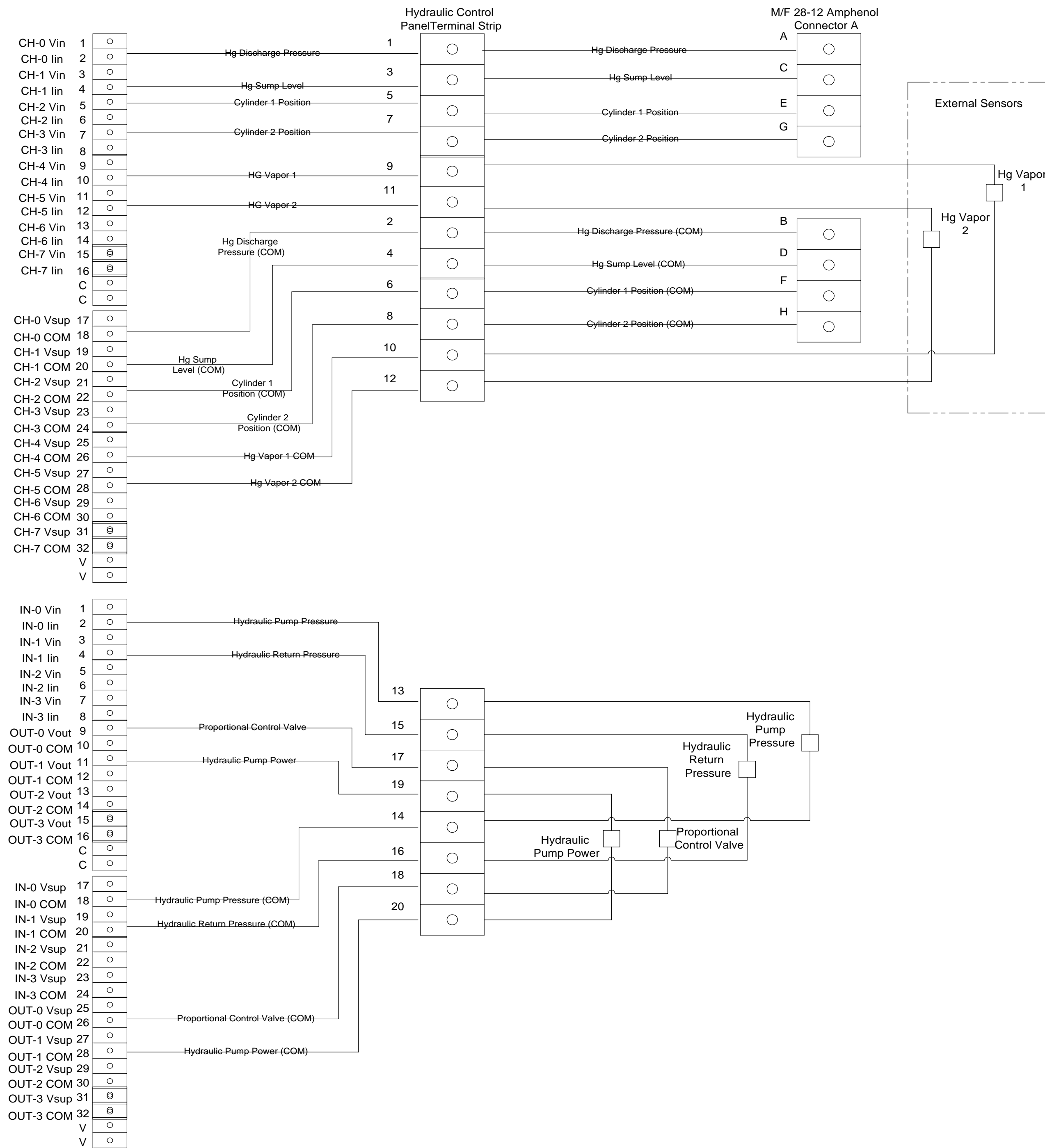


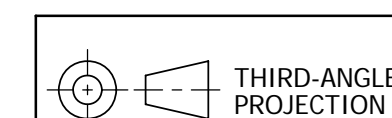
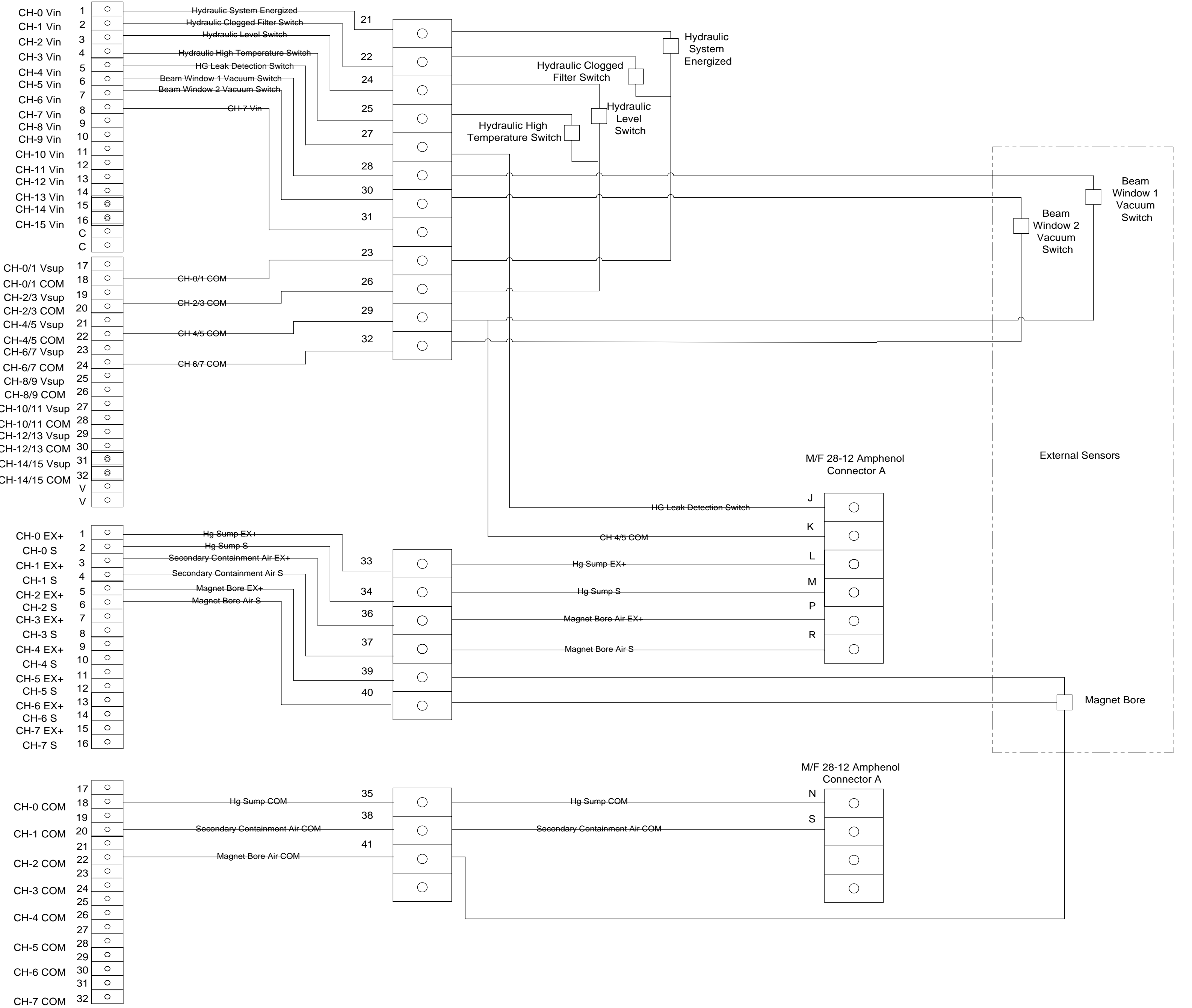
AI-100

AIO-610



DI-301

RTD



THIRD-ANGLE PROJECTION

- UNLESS OTHERWISE NOTED
1. ALL DIMENSIONS ARE IN INCHES
 2. INTERPRET DIMENSIONS AND TOLERANCES PER ASME Y14.5M
 3. MACHINED FINISH 125 MICROM
 4. CONCENTRICITY ± 0.10 TIR
 5. MACHINED ANGLES $\pm 1/2^\circ$ FORMED ANGLES $\pm 1^\circ$
 6. BREAK SHARP CORNERS AND REMOVE ALL BURRS
 7. WHOLE NUMBERS AND FRACTIONS $\pm 1/16$
 8. X DECIMALS $\pm .030$
 9. XX DECIMALS $\pm .010$
 10. XXX DECIMALS $\pm .005$

This drawing was prepared by ORNL solely for use in work performed under Department of Energy contract number DE-AC05-00OR22725 and applicable Work for Others Agreements and Cooperative Research and Development Agreements. This drawing is property of ORNL and must be returned upon request.

DES			
DRW			
CHK			
ENG			
QA			
DRAWING APPROVALS		DATE	

ORNL OAK RIDGE NATIONAL LABORATORY
operated for the U.S. Department of Energy under contract DE-AC05-00OR22725 Oak Ridge, TN

NSTB REMOTE SYSTEMS GROUP
NUCLEAR SCIENCE & TECHNOLOGY DIVISION

MERIT EXPERIMENT
LABVIEW CONNECTIONS

0	ORIGINAL ISSUE				
REV	DESCRIPTION	DATE	BY	APPROVED	

CAD FILE	PREV ASSY	SCALE	SHEET
SIZE	DWG NO.	1:1	1 of 1
203-HJT-8001		REV	B