

Hg System Assembly and Testing Status

V.B. Graves

P.T. Spampinato

MERIT VRVS Meeting

Nov 22, 2006


Hg System Assembly Test

- **Successfully completed assembly testing**
- **Transferred Hg system from transporter to common baseplate**



OAK RIDGE NATIONAL LABORATORY
U. S. DEPARTMENT OF ENERGY

Basic Assembly Process



OAK RIDGE NATIONAL LABORATORY
U. S. DEPARTMENT OF ENERGY


Baseplate Shipped to MIT

- **Common Baseplate with floor liners shipped to MIT Nov 21**
- **All attachments removed and packed in separate box with liners**



Hydraulic Hose Issue Corrected

- Replaced flex hoses with rigid tubing



OAK RIDGE NATIONAL LABORATORY
U. S. DEPARTMENT OF ENERGY

SS Nozzle Issues


- Supply piping for two nozzle configurations had different lengths
- Longer piping being shortened
- Flex hose too long, being replaced with correct end fittings



OAK RIDGE NATIONAL LABORATORY
U. S. DEPARTMENT OF ENERGY

RTD's Installed


- Eight resistive temperature devices (RTD's) installed within secondary & integrated with Labview
 - Hg in sump
 - Hydraulic fluid
 - Hg near cylinder inlet
 - Air temp in secondary
 - Downbeam primary window
 - Downbeam bore air temp
 - Upbeam bore air temp
 - Nozzle flange/reducer



OAK RIDGE NATIONAL LABORATORY
U. S. DEPARTMENT OF ENERGY

Hg Fill/Drain Process Developed

- Methodology developed, procedure being written
- Process to be tested with water



Hg Fill



Hg Drain



Current Status / Next Steps

- **Perform fill and drain procedures using water**
- **Complete primary containment**
- **Leak testing**
- **Run water tests with Nozzle A**
- **Install optical diagnostics**
- **Switch to Nozzle B**
- **Complete secondary containment**
- **Final preparations for Hg**