

Target System Concept for a Muon Collider/Neutrino Factory


(TUPRI008, IPAC14, June 17, 2014)

K.T. McDonald,⁵ X. Ding², V.B. Graves,³ H.G Kirk,¹ H. K. Sayed,¹ N. Souchlas,⁴ D. Stratakis,¹ R.J. Weggel⁴

¹Brookhaven National Laboratory, Upton, NY 11953, ²UCLA, Los Angeles, CA 90095

³ORNL, Oak Ridge, TN 38731, ⁴Particle Beam Lasers, Inc., Northridge, CA 91324

⁵Princeton University, Princeton, NJ 08544



Specifications from the Muon Accelerator Staging Scenario

6.75-GeV (kinetic energy) proton beam with 3 ns (rms) pulse.

1-MW initial beam power, upgradable to 2 MW (perhaps even to 4 MW).

60-Hz initial rep rate for Neutrino Factory;
15-Hz rep rate for later Muon Collider.

The goal is to deliver a maximum number of soft muons, with
 $\sim 40 < KE < \sim 180$ MeV.

Target System Concept

Graphite target ($\rho \sim 1.8$ g/cm³), radiation cooled (with option for convection cooling); liquid metal jet as option for 2-4 MW beam power.

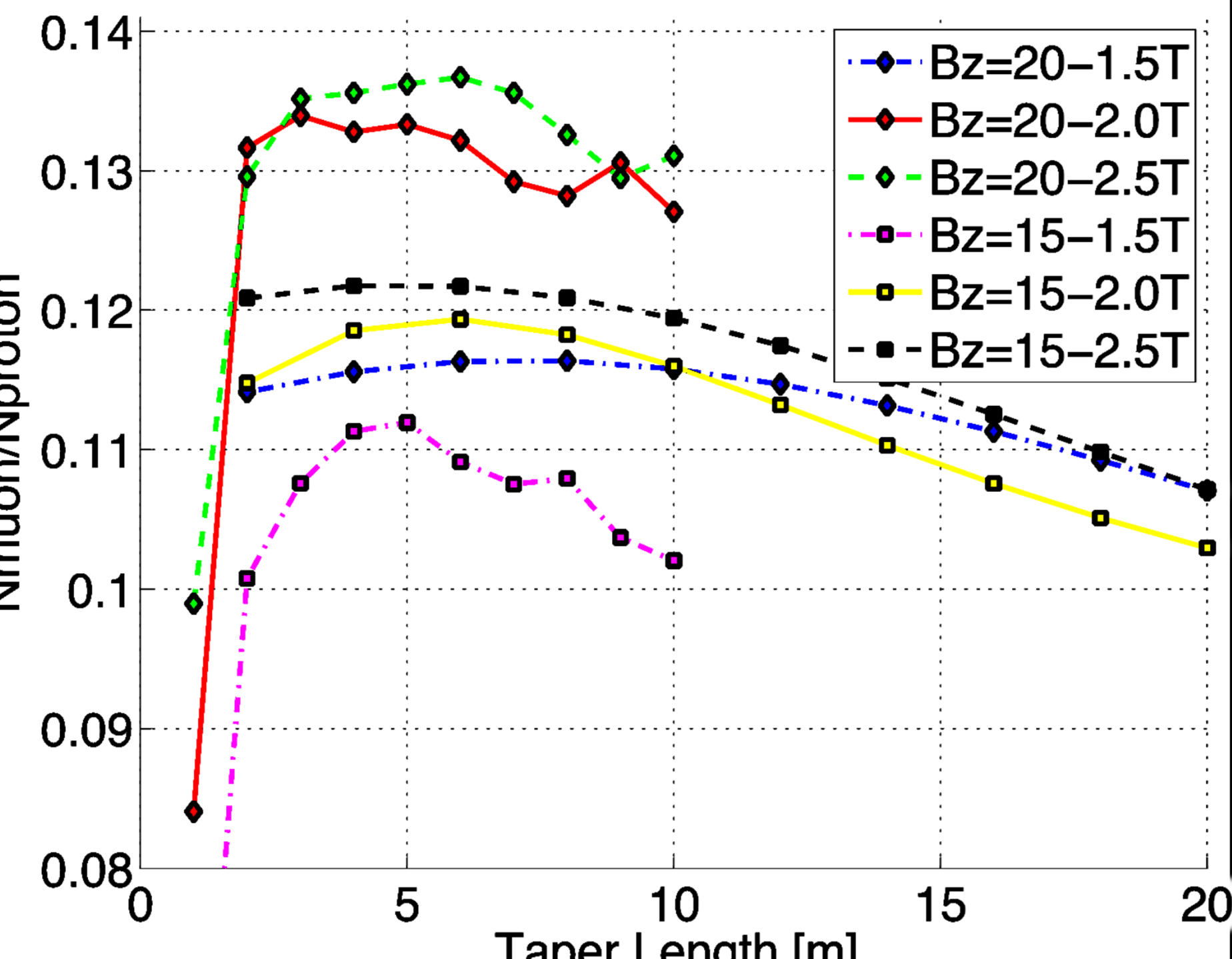
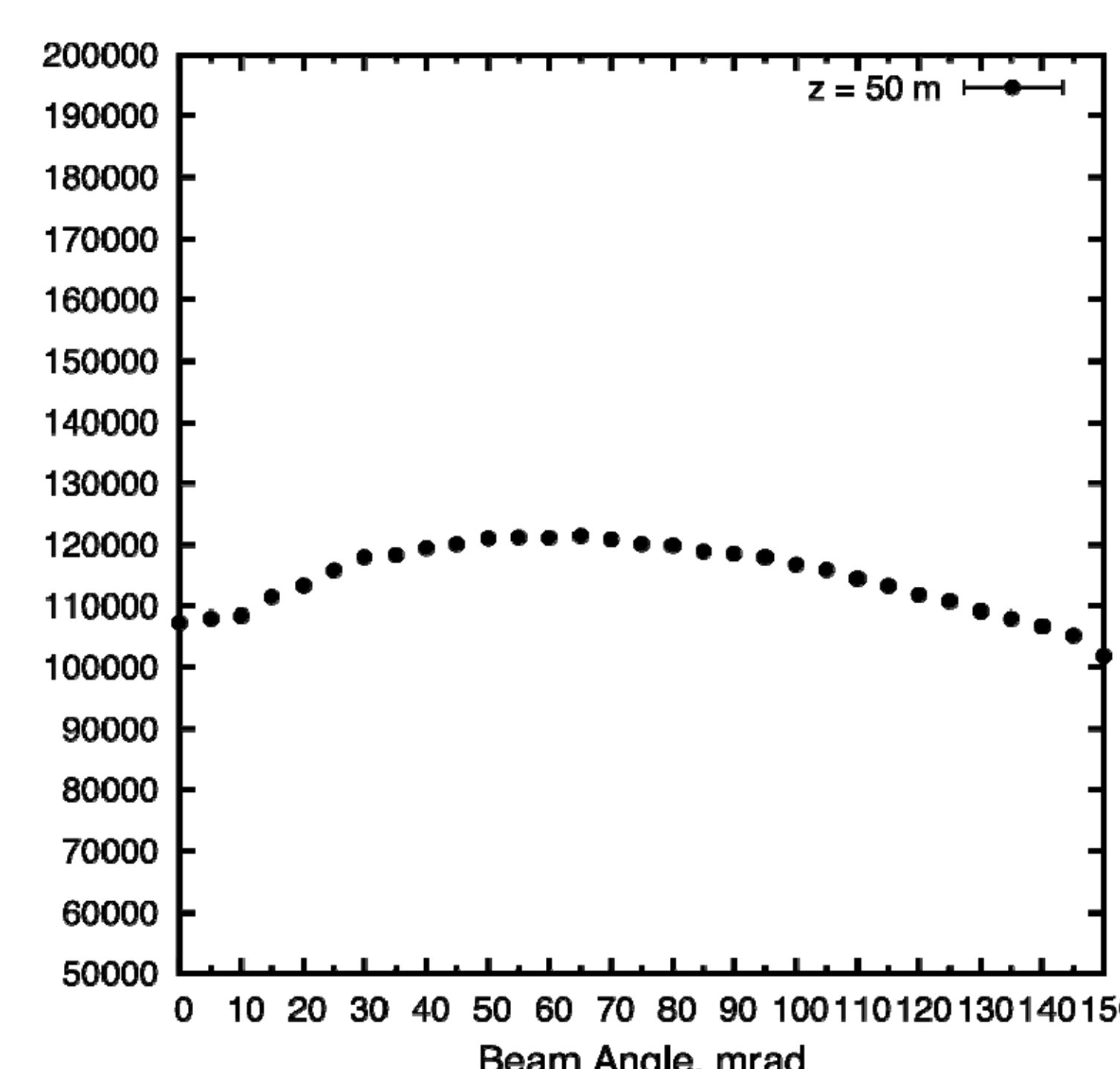
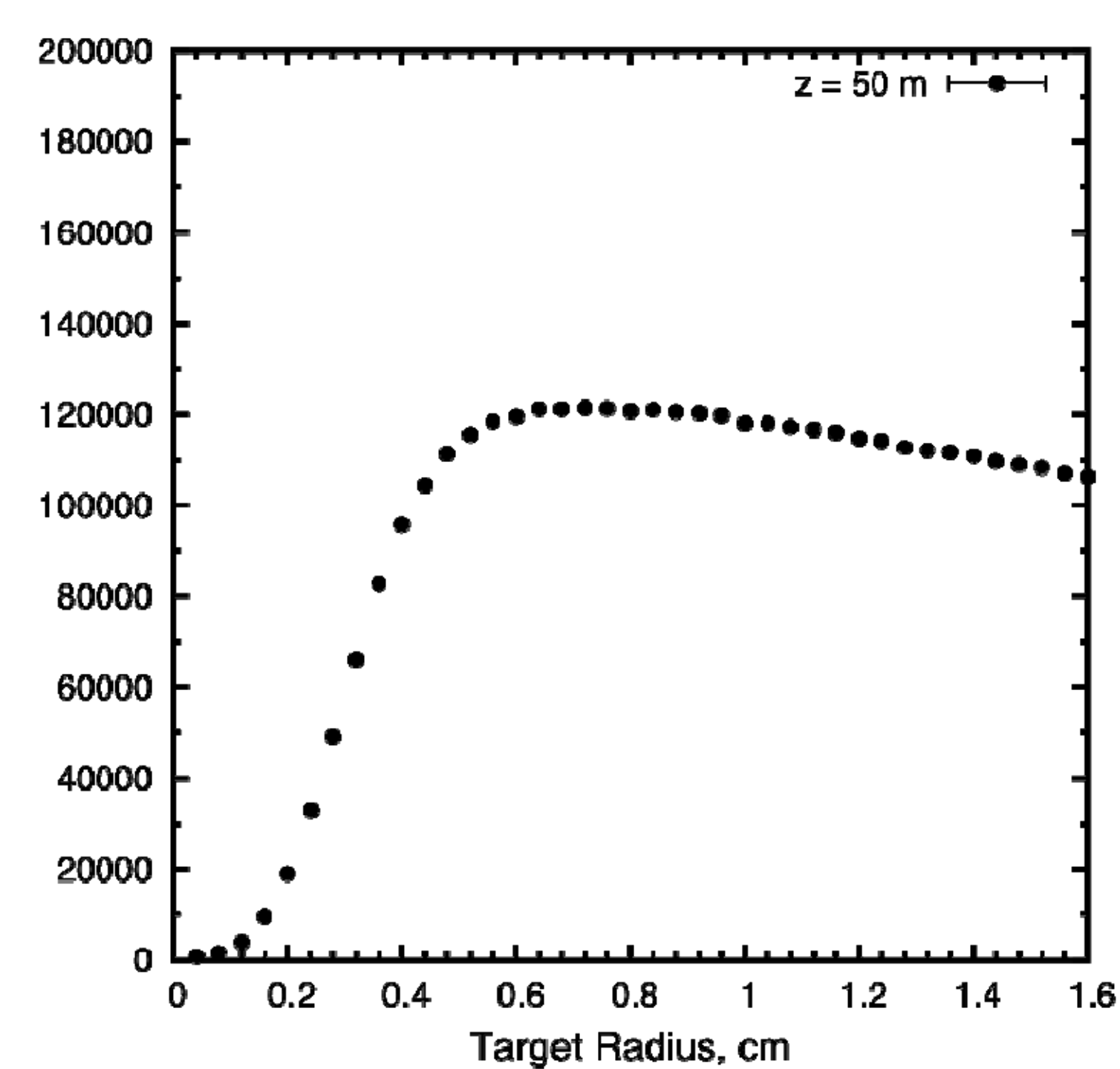
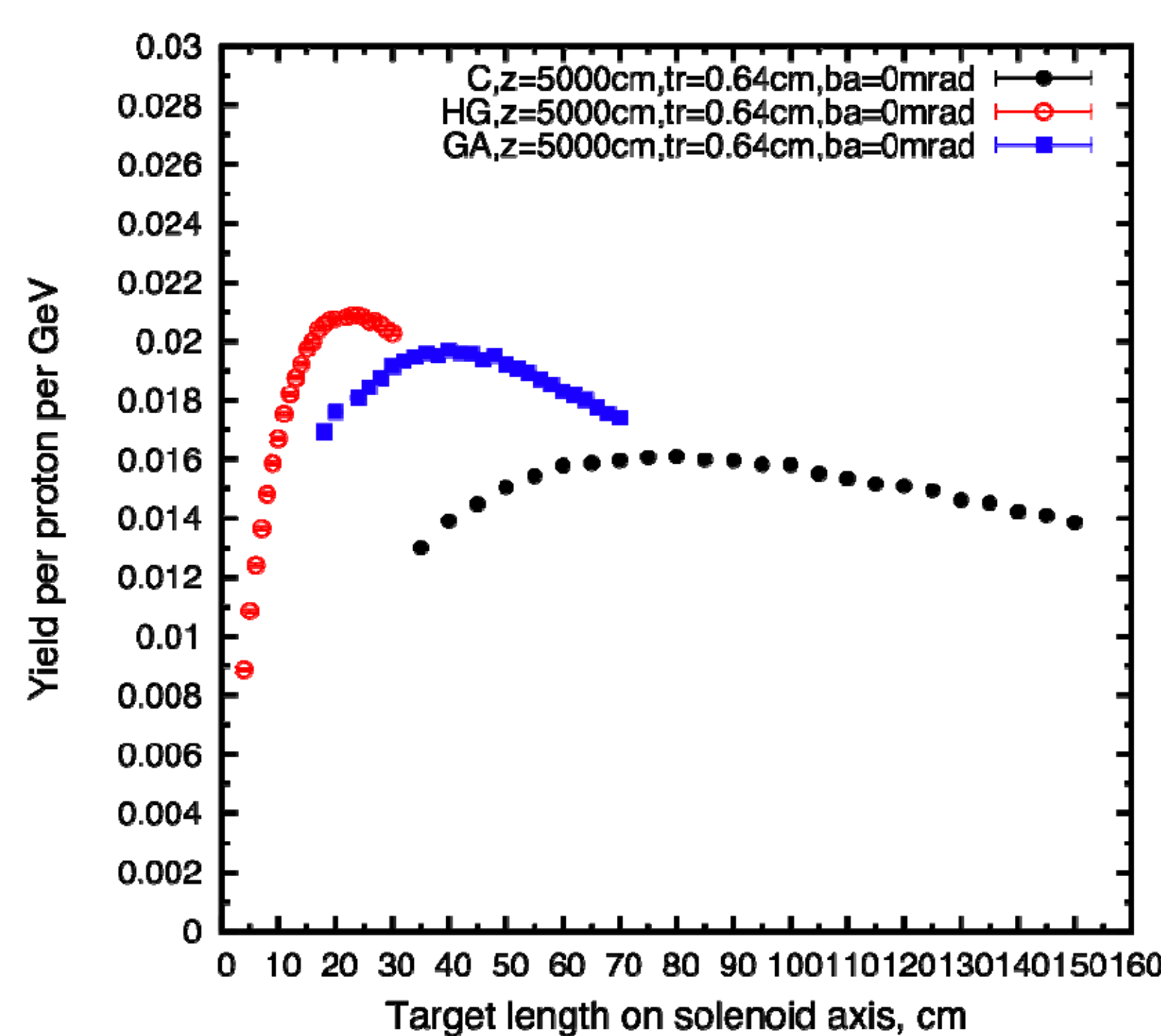
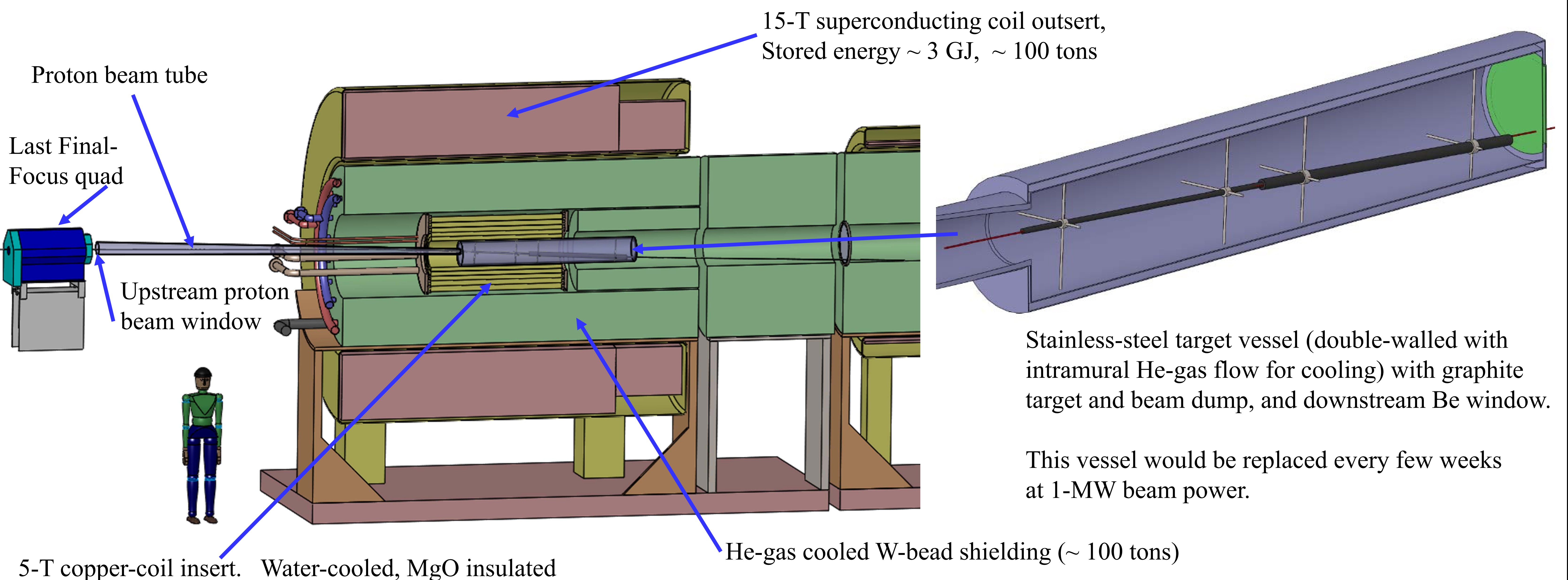
Target inside high-field solenoid magnet (20 T) that collects both μ^\pm .

Target and proton beam tilted with respect to magnetic axis.

Superconducting magnet coils shielded by He-gas-cooled W beads.

Proton beam dump via a graphite rod just downstream of the target.

Some of the proton and π/μ transport near the target is in air.



Target System Optimizations

High-Z favored.

Optima for graphite target: length = 80 cm (for $\rho = 1.8$ g/cm³),
radius ≈ 8 mm (with 2mm (rms) beam radius σ_r),
tilt angle = 65 mrad.
nominal geometric rms emittance $\epsilon_{\perp} = 5$ μ m.
 $\beta^* = \sigma_r^2 / \epsilon_{\perp} = 0.8$ m.

Graphite proton beam dump, 120-cm long, 24-mm radius to intercept most of the (diverging) unscattered proton beam.

The 20-T field on target should drop to the 2-T field in the rest of the Front End over ≈ 5 m.

Issues for Further Study

Thermal "shock" of the short proton pulse on the graphite target.
Probably OK for 2-MW and 60-Hz operation; 15-Hz option needs study.

Cooling of target, and the W beads.

Lifetime of target against radiation damage.

Beam windows, and air activation.

β^* and beam emittance at the target.

To preserve liquid-metal-jet upgrade option, need related infrastructure installed at $t = 0$.